

# **BA**

## **BOSSALUMINIUM**



**M-SPEC  
CANOPIES**





<b>ADVENTURE READY</b>	<b>4</b>
<b>CAPABILITY</b>	<b>6</b>
<b>MATERIALS</b>	<b>7</b>
<b>VEHICLE FITMENT</b>	<b>7</b>
<b>MODULAR SYSTEM</b>	<b>7</b>
<b>M1 CANOPY</b>	<b>8</b>
<b>M2 CANOPY</b>	<b>10</b>
<b>M3 CANOPY</b>	<b>12</b>
<b>M4 CANOPY</b>	<b>14</b>
<b>PACKAGE INCLUSIONS AND OPTIONS</b>	<b>16</b>
<b>BESPOKE CANOPY BUILDS</b>	<b>18</b>











# ADVENTURE READY





Since 2000, Boss Aluminium has been a leader in delivering top-quality 4x4 and trade solutions. We take pride in developing all of our products in-house, from innovative design to final manufacture. Our diverse range of modular options are tailored to meet your specific needs, ensuring the perfect solution for your ute, no matter the conditions.





# CAPABILITY

Leveraging state-of-the-art facilities and cutting-edge technology, we ensure that every product we deliver meets the highest standards. Our focus on continuous improvement and technological advancement allows us to stay at the forefront of the Australian manufacturing sector, consistently providing top-tier solutions that meet the evolving needs of our clients.



**CAD Design:** Every product begins in CAD, ensuring precise prototyping and seamless integration with our manufacturing processes.

**3D Scanning:** Our Artec Leo scanner measures complex geometries to 0.2mm, facilitating accurate design and reverse engineering.

**Laser Cutting:** With our LVD 12kW Phoenix Fibre Laser cutter with automation giving lights out capability, we handle precision cutting of sheet metal up to 4x2 meters and 30mm thick.



**Brake Press Bending:** Our LVD Easy Form Brake Press Bender and the Bystronic Mobile Bending Robot handle various materials and sizes, optimising efficiency and precision.

**Panel Bending:** The Salvagnini P4L Panel Bender provides high efficiency and accuracy for large-scale sheet metal bending, integrating seamlessly with CAD.



**Welding & Fabrication:** We offer expert MIG and TIG welding and fabrication for both standard and complex projects, ensuring top quality.

**Powder Coating:** Our multi-stage dip process and chrome-free powder coating ensure optimal adhesion and environmental safety, delivering high-quality finishes.





## MATERIALS


At Boss Aluminium, we use a range of aluminum alloys, with 5052 as the primary material, to ensure durability and performance in our trays and canopies. This approach allows us to match the right properties to specific applications, ensuring our products withstand tough conditions and maintain their integrity over time.

## VEHICLE FITMENT

Boss Aluminium Canopies are designed to fit the complete range of M-Spec and Premium Trays, making them compatible with most utes available in Australia. This includes standard models like the Ford Ranger, Toyota Hilux & Toyota LC79 LandCruiser, as well as larger American vehicles like the Dodge RAM and Ford F150.

## MODULAR SYSTEM

Our products are built around modularity, allowing for easy customisation and reconfiguration. Choose from a wide range of components and options and work with our team to find the best configuration for you. This design flexibility supports a wide range of applications, from the commercial environment to the furthest corners of Australia.



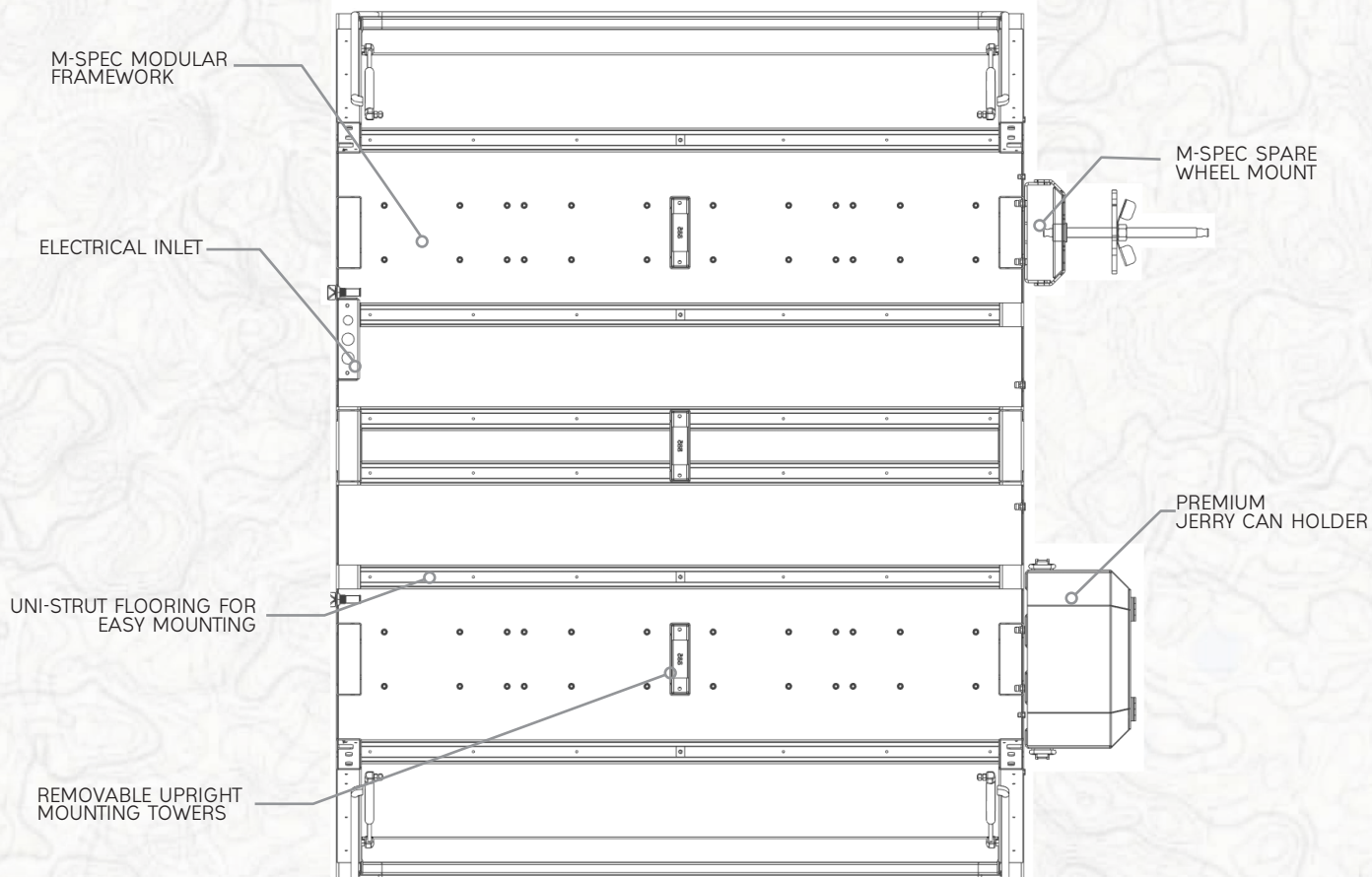


# M1 CANOPY

M-SPEC PACKAGE





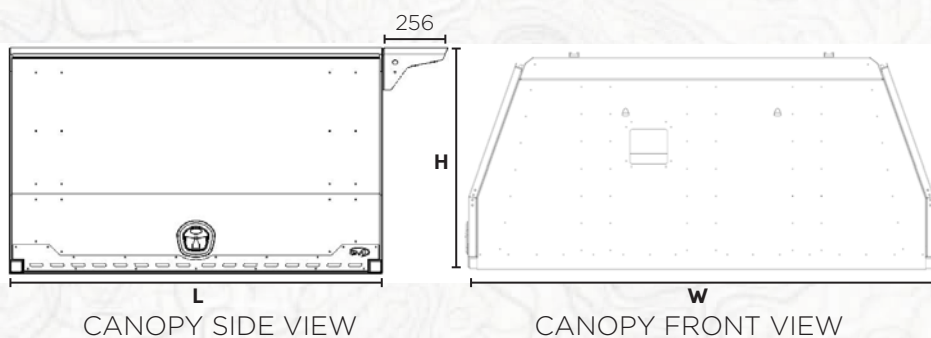


## M1 PACKAGE

### CAN-M-M1

- M-Spec Canopy Shell
- Low Profile Spare Wheel Mount
- Premium Jerry Can Holder
- Low Profile Roof Rack or Trade Rack
- Rear Wing Platforms

Lengths Available in 1460L, 1690L & 1790L



DIMENSIONS	L(MM)	H(MM)	W(MM)
Dual Cab Standard Ute	1460, 1690, 1790	885	1850
LC79	1460, 1690, 1790	925	1850
American Vehicles	1460, 1690, 1790	905	2000

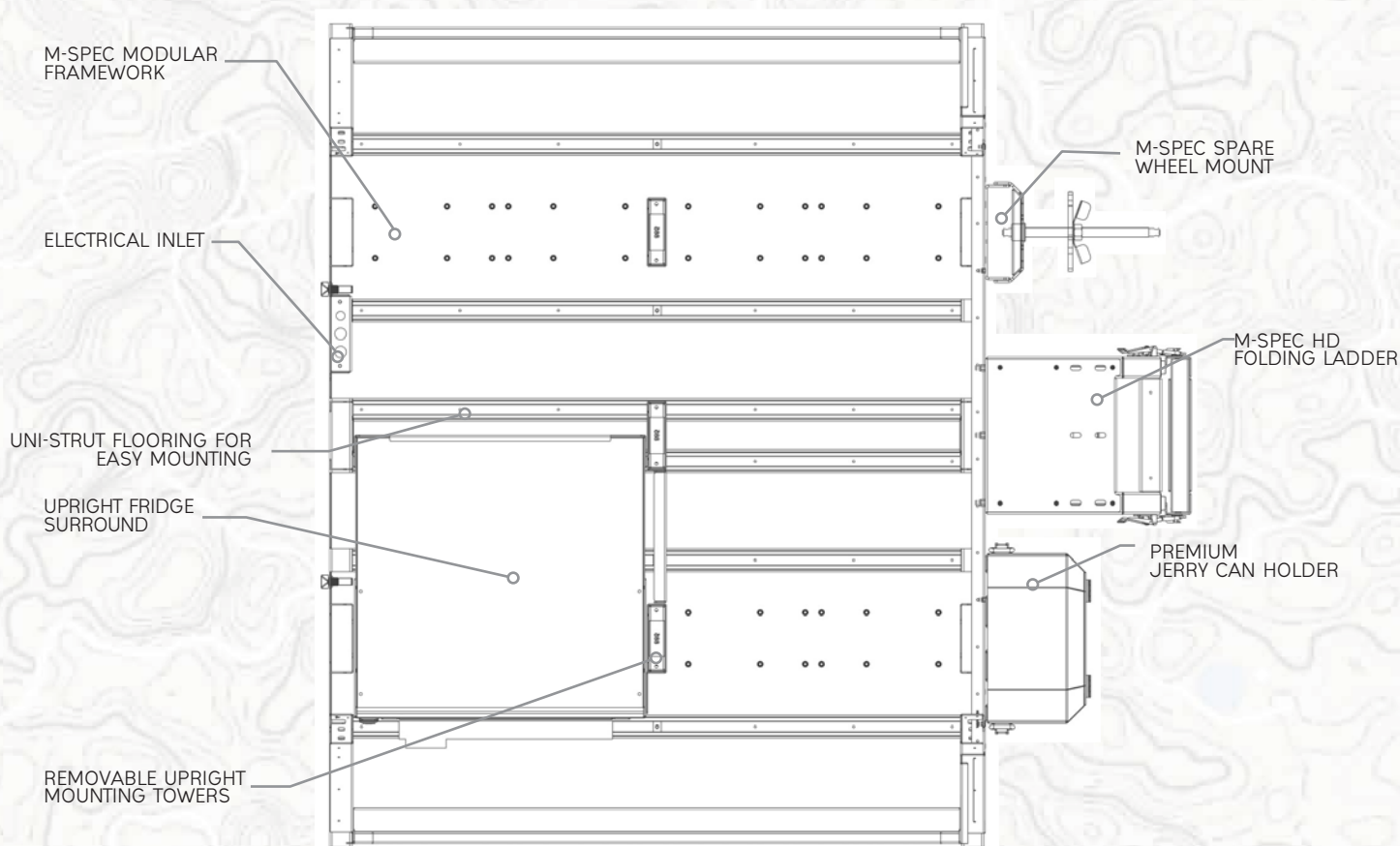


# M2 CANOPY

## M-SPEC PACKAGE







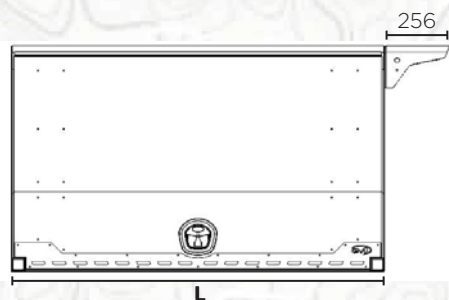
## M2 PACKAGE

### CAN-M-M2

- M-Spec Canopy Shell
- Low Profile Spare Wheel Mount
- Premium Jerry Can Holder
- Low Profile Roof Rack or Trade Rack
- Heavy-Duty Folding Ladder
- Upright Fridge Surround (suit 85L or 130L Bushman Fridge - Fridge Excluded)
- Rear Wing Platforms




Lengths Available in 1460L, 1690L & 1790L



CANOPY SIDE VIEW



CANOPY FRONT VIEW



DIMENSIONS	L(MM)	H(MM)	W(MM)
Dual Cab Standard Ute	1460, 1690, 1790	885	1850
LC79	1460, 1690, 1790	925	1850
American Vehicles	1460, 1690, 1790	905	2000

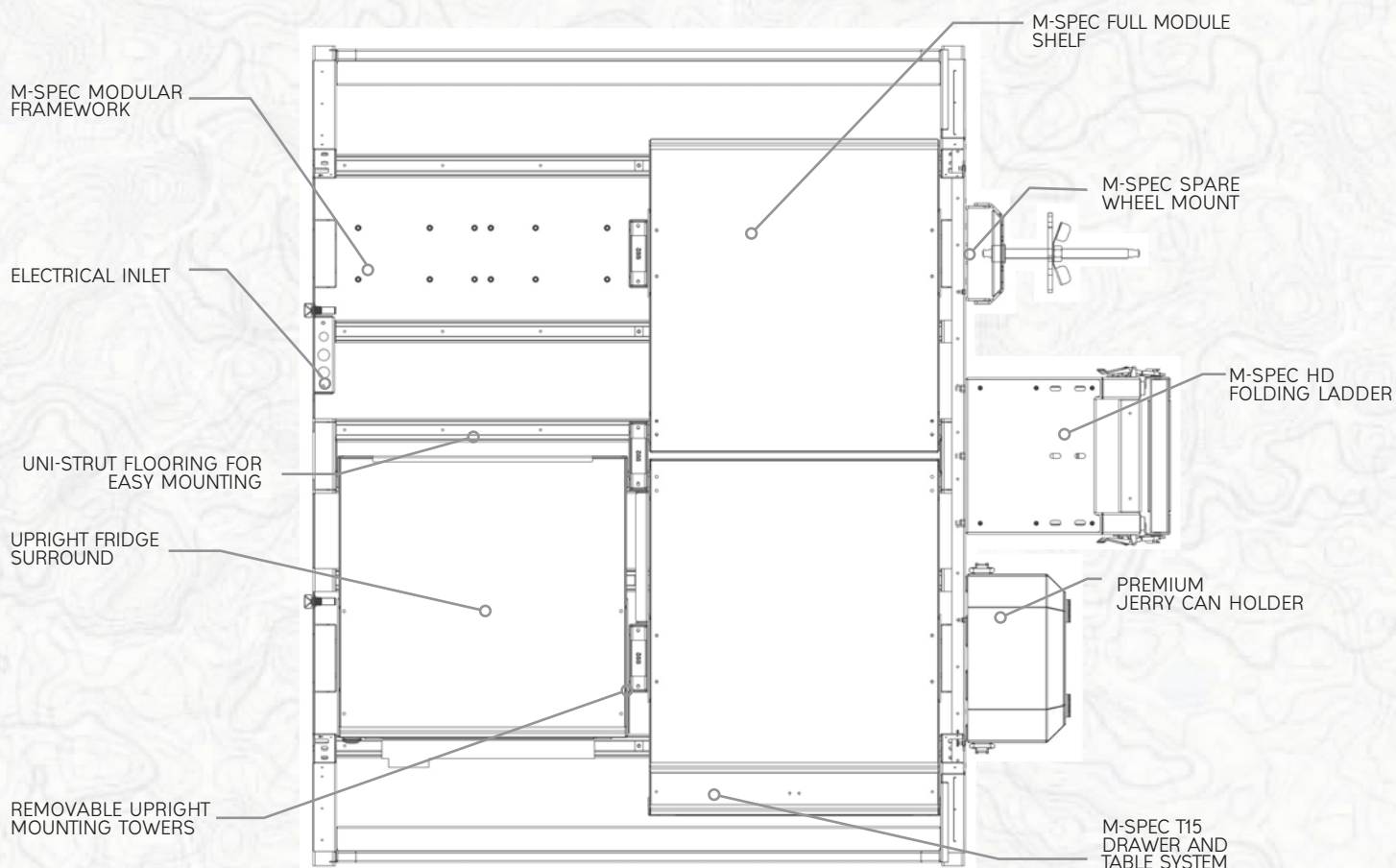


# M3 CANOPY

## M-SPEC PACKAGE







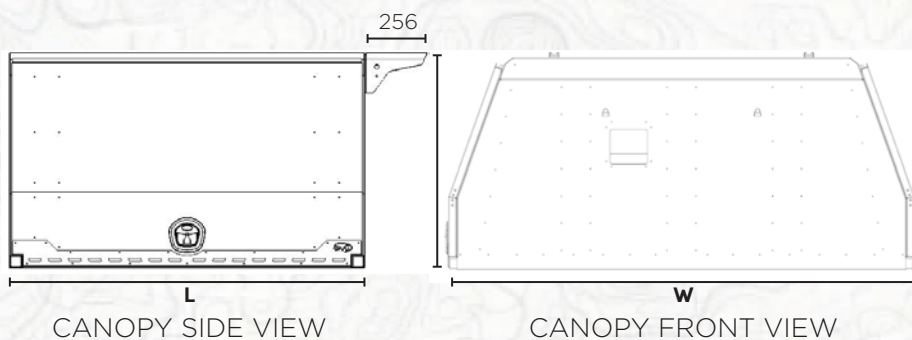
## M3 PACKAGE

CAN-M-M3

- M-Spec Canopy Shell
- Low Profile Spare Wheel Mount
- Premium Jerry Can Holder
- Low Profile Roof Rack or Trade Rack
- Heavy-Duty Folding Ladder
- Upright Fridge Surround (suit 85L or 130L Bushman Fridge - Fridge Excluded)
- T15 Drawer and Table System
- 2x S10 Full Module Depth Shelves
- Rear Wing Platforms



Lengths Available in 1460L, 1690L & 1790L



DIMENSIONS	L(MM)	H(MM)	W(MM)
Dual Cab Standard Ute	1460, 1690, 1790	885	1850
LC79	1460, 1690, 1790	925	1850
American Vehicles	1460, 1690, 1790	905	2000

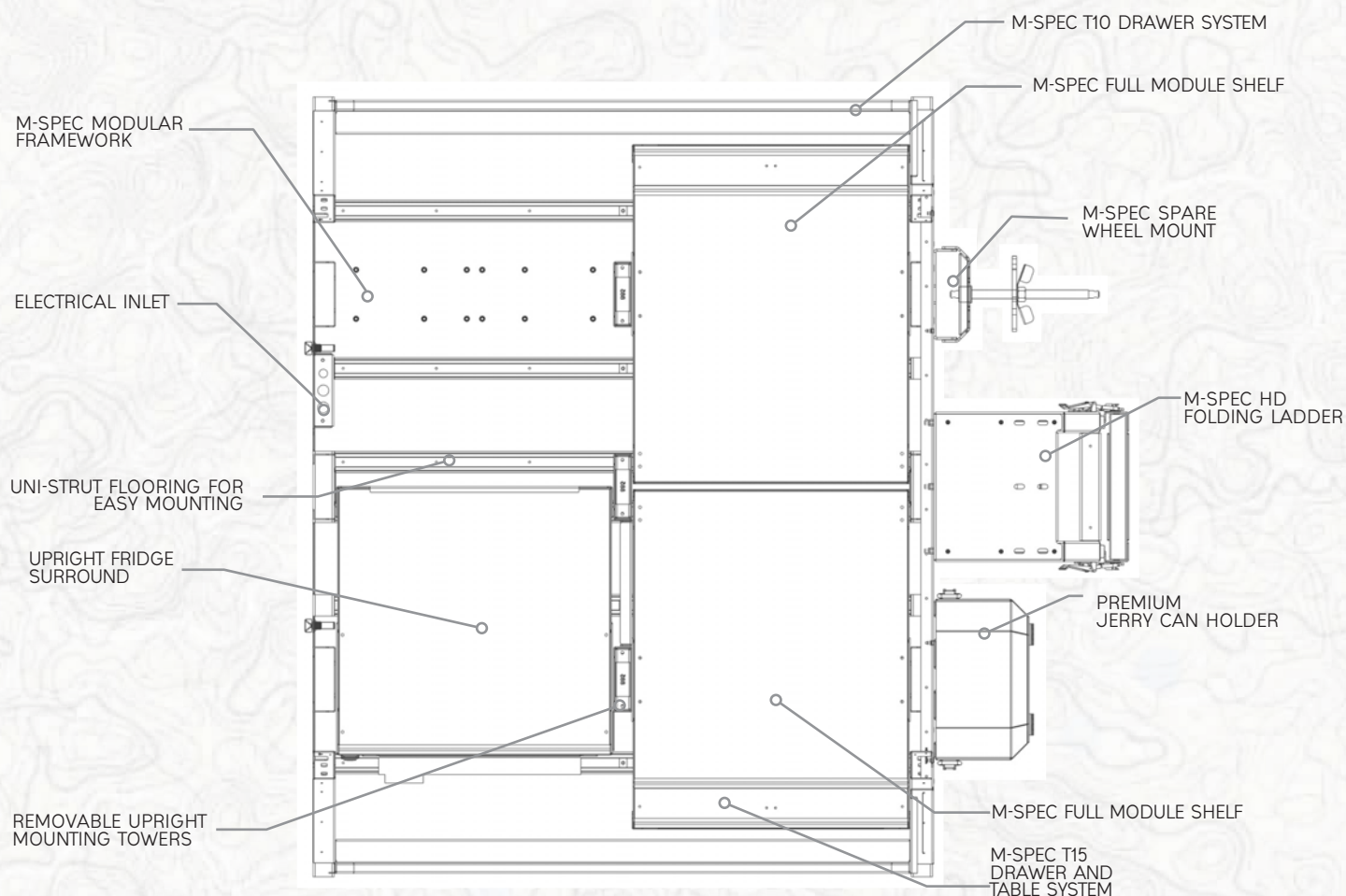


# M4 CANOPY

## M-SPEC PACKAGE







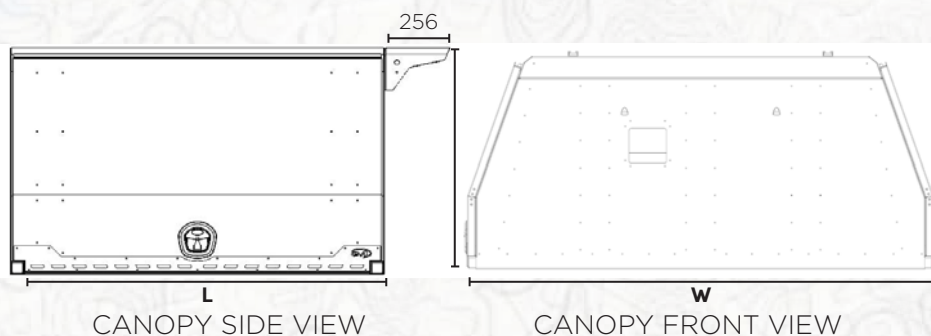
## M4 PACKAGE

### CAN-M-M4

- M-Spec Canopy Shell
- Low Profile Spare Wheel Mount
- Premium Jerry Can Holder
- Low Profile Roof Rack or Trade Rack
- Heavy-Duty Folding Ladder
- Upright Fridge Surround (suit 85L or 130L Bushman Fridge - Fridge Excluded)
- T15 Drawer and Table System
- 2x S10 Full Module Depth Shelves
- T10 Drawer System
- Rear Wing Platforms



Lengths Available in 1460L, 1690L & 1790L



DIMENSIONS	L(MM)	H(MM)	W(MM)
Dual Cab Standard Ute	1460, 1690, 1790	885	1850
LC79	1460, 1690, 1790	925	1850
American Vehicles	1460, 1690, 1790	905	2000



# PACKAGE INCLUSIONS AND OPTIONS

FEATURES	M1	M2	M3	M4
Spare Wheel Holder	✓	✓	✓	✓
Jerry Can Holder	✓	✓	✓	✓
Low Profile Roof Rack OR Trade Rack	✓	✓	✓	✓
Rear Wing Platforms	✓	✓	✓	✓
Heavy-Duty Folding Ladder	○	✓	✓	✓
Upright Fridge Surround	○	✓	✓	✓
T15 Drawer & Table System	○	○	✓	✓
2 x Full Module Depth Shelves	○	○	✓	✓
T10 Drawer System	○	○	○	✓
Clearview Fridge Slide (ES-150)	○	○	○	○
D10 Fridge Slide Base	○	○	○	○
Non-Standard Powder Coating	○	○	○	○
2-Pac Painted Doors	○	○	○	○
Central Locking	○	○	○	○
Additional Half/Full Module Shelving	○	○	○	○
Boss Compact Kitchen	○	○	○	○
Boss Slim Line Pantry	○	○	○	○
Boss Compact Pantry	○	○	○	○
Explore Pantry	○	○	○	○
T5 Under-Fridge Drawer	○	○	○	○
T15 Drawer with Induction Cooktop	○	○	○	○
Travel Buddy Bracket	○	○	○	○
Mesh Tower Dividers	○	○	○	○
Carpet/Rubber Matting	○	○	○	○
Dog Box	○	○	○	○
Additional Spare Wheel Mount	○	○	○	○
Additional Jerry Can Holder	○	○	○	○
Wind-Off Canopy Legs	○	○	○	○
12V Power Packages	○	○	○	○

⊗ NOT AVAILABLE

○ OPTIONAL EXTRA

✓ INCLUDED





Compact Pantry



Powerboss



LED Door Lights



Overlander Pantry / Kitchen



Upright Fridge Enclosure



Dog Box Section



External Camp / Work Lighting



T15 Drawer with Induction Cooktop



Travel Buddy Bracket

M-Spec Canopy shells are available in the following lengths:

CANOPY LENGHTS	L(MM)
765L	1790L
995L	2090L
1460L	2290L
1690L	
1950L ( US vehicles only)	2200L ( US vehicles only)

PACKAGE WEIGHTS FROM			
PACKAGE	1460L	1690L	1790L
M1	184KG	203kg	208kg
M2	200kg	219kg	224kg
M3	211kg	230kg	235kg
M4	231kg	250kg	255kg



# BESPOKE CANOPY BUILDS

Explore the full range of options in our components catalogue and work with our experienced sales team to design a bespoke canopy tailored to your exact preferences. Our extensive range ensures that your canopy will meet your specific needs from initial concept to final creation.



Half Canopies Available





2PAC Colour Matched Doors



Complete 12V Units



Half Canopy Fit-outs





**BOSS ALUMINIUM PTY LTD**

Ph. (03) 9729 3092

[sales@bossaluminium.com.au](mailto:sales@bossaluminium.com.au)

[www.bossaluminium.com.au](http://www.bossaluminium.com.au)

29.07.2025

