

# M-SPEC CANOPIES



Boss Aluminium Pty Ltd  
Ph. (03) 9729 3092  
[sales@bossaluminium.com.au](mailto:sales@bossaluminium.com.au)  
[www.bossaluminium.com.au](http://www.bossaluminium.com.au)



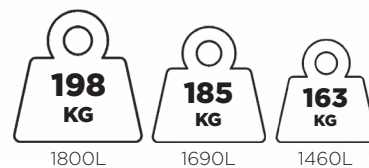


# M1 CANOPY

**M-SPEC BLACK POWDER COATING**

**M-SPEC MODULAR DESIGN**

**M-SPEC LOW PROFILE  
ROOF RACK**



**M-SPEC SPARE WHEEL MOUNT**

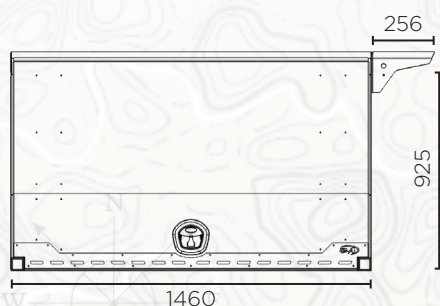
**M-SPEC JERRY  
CAN HOLDER**

## M1 PACKAGE

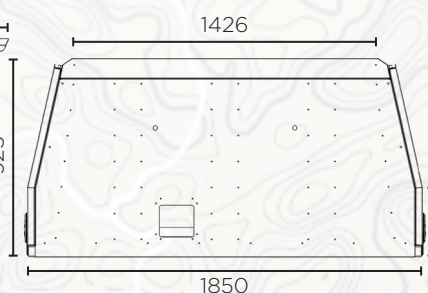
CAN-M-M1

- M-Spec Canopy
- Modular Design
- Aluminium Construction
- Built To The Highest Quality
- M-Spec Low Profile Spare Wheel Mount
- M-Spec Jerry Can Holder
- M-Spec Low Profile Roof Rack Or Trade Rack
- M-Spec Rear Wing Platform pair
- Optional M-Spec Black Powder Coating


Lengths Available in 1460L, 1690L & 1800L



CANOPY SIDE VIEW



79 SERIES CANOPY




STD CANOPY



12V OPTIONS TO SUIT YOUR  
NEEDS



M-SPEC JERRY CAN HOLDER



ALUMINIUM CONSTRUCTION



M-SPEC SPARE WHEEL  
MOUNT



# M2 CANOPY

**M-SPEC BLACK POWDER COATING WITH  
CUSTOM 2PAC DOORS**



**M-SPEC SPARE WHEEL  
MOUNT**

**M-SPEC HD  
FOLDING LADDER**

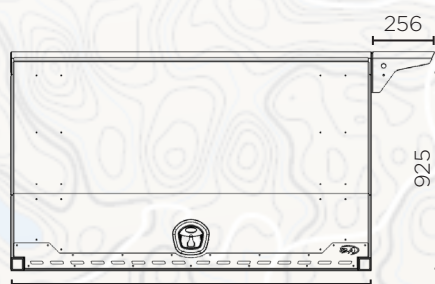
**M-SPEC JERRY CAN HOLDER**

**CLEARVIEW ES-150  
PLUS FRIDGE SLIDE**

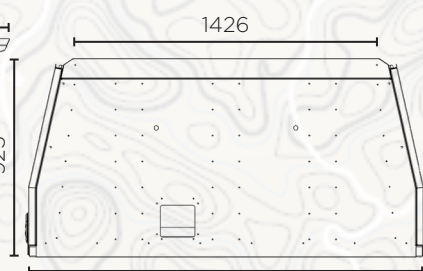
## M2 PACKAGE CAN-M-M2

- M-Spec Canopy
- Modular Design
- Aluminium Construction
- Built To The Highest Quality
- M-Spec Low Profile Spare Wheel Mount
- M-Spec Jerry Can Holder
- M-Spec Low Profile Roof Rack Or Trade Rack
- M-Spec Heavy-Duty Folding Ladder
- Clearview ES-150 Plus Fridge Slide
- M-Spec D10 Fridge Slide Base
- M-Spec Rear Wing Platform pair
- Optional M-Spec Black Powder Coating

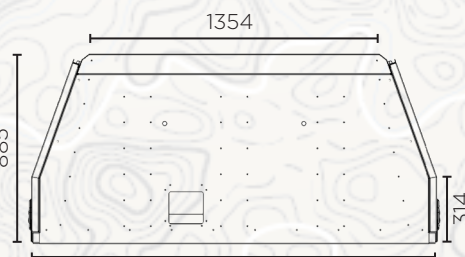
Lengths Available in 1460L, 1690L & 1800L



CANOPY SIDE VIEW



79 SERIES CANOPY



STD CANOPY



MODULAR DESIGN FOR  
FUTURE ACCESSORIES



M-SPEC HD FOLDING LADDER



CLEARVIEW ES-150 PLUS FRIDGE SLIDE



# M3 CANOPY

**M-SPEC BLACK POWDER COATING WITH  
CUSTOM 2PAC DOORS**



**M-SPEC SPARE WHEEL  
MOUNT**



1800L



1690L



1460L

**M-SPEC HD  
FOLDING LADDER**

**M-SPEC FULL MODULE SHELF**

**M-SPEC JERRY CAN HOLDER**

**M-SPEC T15 DRAWER  
AND TABLE SYSTEM**

**CLEARVIEW ES-150  
PLUS FRIDGE SLIDE**

## M3 PACKAGE

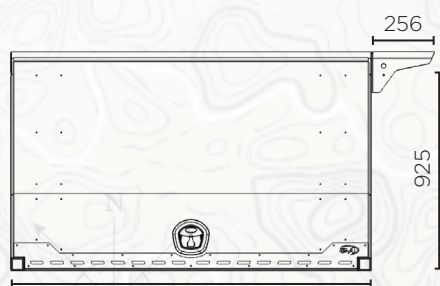
CAN-M-M3

- M-Spec Canopy
- Modular Design
- Aluminium Construction
- Built To The Highest Quality
- M-Spec Low Profile Spare Wheel Mount
- M-Spec Jerry Can Holder
- M-Spec Low Profile Roof Rack Or Trade Rack
- M-Spec Heavy-Duty Folding Ladder
- Clearview ES-150 Plus Fridge Slide
- M-Spec D10 Fridge Slide Base
- M-Spec T15 Drawer and Table System
- 2x M-Spec Full Module Depth Shelf
- M-Spec Rear Wing Platform pair
- Optional M-Spec Black Powder Coating

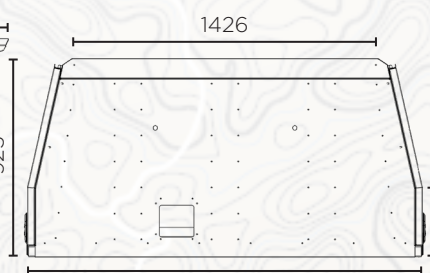
**M-SPEC LOW PROFILE ROOF RACK**



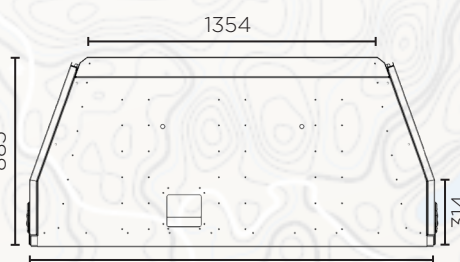
Lengths Available in 1460L, 1690L & 1800L



CANOPY SIDE VIEW



79 SERIES CANOPY



STD CANOPY



BOSS POWERCORE LI



M-SPEC FULL MODULE DEPTH  
SHELF

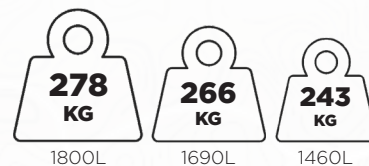



M-SPEC T15 DRAWER & TABLE SYSTEM



# M4 CANOPY

**M-SPEC BLACK POWDER COATING**



**M-SPEC HD FOLDING LADDER**

**M-SPEC FULL MODULE SHELF**

**M-SPEC JERRY CAN HOLDER**

**M-SPEC T15 DRAWER AND TABLE SYSTEM**

**M-SPEC UPRIGHT FRIDGE ENCLOSURE**

## M4 PACKAGE

CAN-M-M4

- M-Spec Canopy
- Modular Design
- Aluminium Construction
- Built To The Highest Quality
- M-Spec Low Profile Spare Wheel Mount
- M-Spec Jerry Can Holder
- M-Spec Low Profile Roof Rack Or Trade Rack
- M-Spec Heavy-Duty Folding Ladder
- M-Spec Upright Fridge Mounting Kit (Fridge Sold Separately)
- M-Spec T15 Drawer and Table System
- 2x M-Spec Full Module Depth Shelf
- M-Spec T10 Drawer System
- M-Spec Rear Wing Platform pair
- Optional M-Spec Black Powder Coating

**M-SPEC SPARE WHEEL MOUNT**

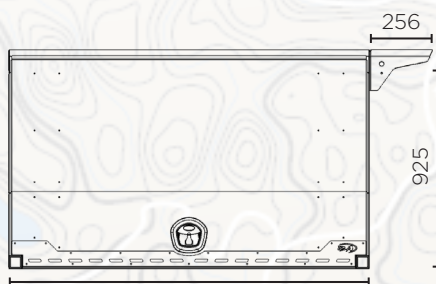
**M-SPEC LOW PROFILE ROOF RACK**

**M-SPEC T10 DRAWER**

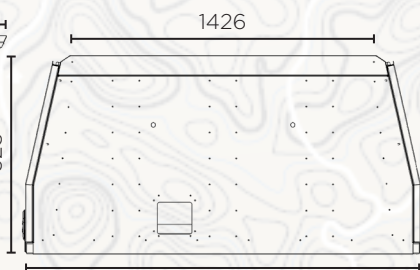


**M-SPEC FULL MODULE SHELF**

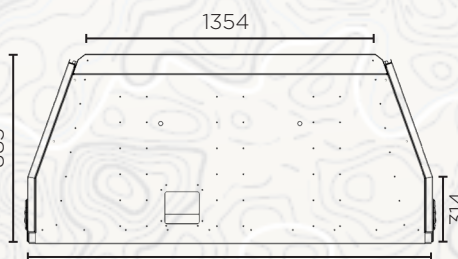
Lengths Available in 1460L, 1690L & 1800L



CANOPY SIDE VIEW



79 SERIES CANOPY



STD CANOPY



UPRIGHT FRIDGE MOUNTING



M-SPEC TRAVEL BUDDY BRACKET



M-SPEC T10 DRAWER SYSTEM



# M5 CANOPY

M-SPEC BLACK POWDER COATING



M-SPEC HD FOLDING LADDER

M-SPEC JERRY CAN HOLDER

M-SPEC T15 DRAWER AND TABLE SYSTEM

M-SPEC T15 DRAWER AND TABLE SYSTEM

CLEARVIEW ES-150 PLUS FRIDGE SLIDE

M-SPEC LOW PROFILE ROOF RACK

M-SPEC T10 DRAWER SYSTEM

## M5 PACKAGE

CAN-M-M5

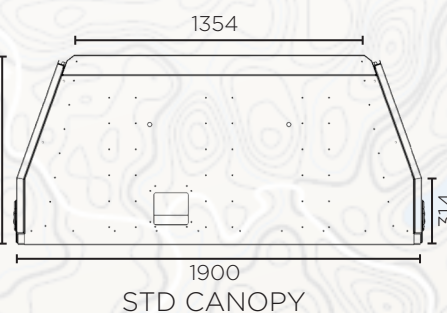
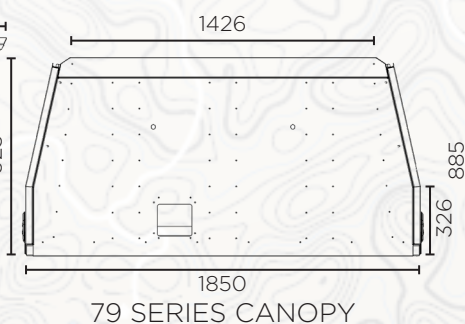
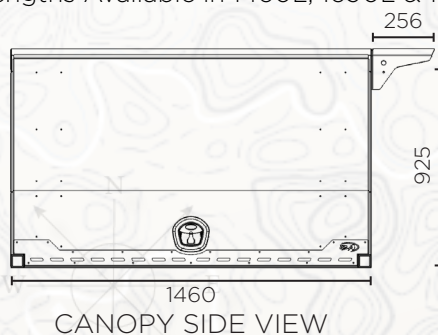
- M-Spec Canopy
- Modular Design
- Aluminium Construction
- Built To The Highest Quality
- M-Spec Low Profile Spare Wheel Mount
- M-Spec Jerry Can Holder
- M-Spec Low Profile Roof Rack Or Trade Rack
- M-Spec Heavy-Duty Folding Ladder
- Clearview ES-150 Plus Fridge Slide
- M-Spec D10 Fridge Slide Base
- M-Spec T15 Drawer and Table System
- 2x M-Spec Full Module Depth Shelf
- M-Spec T10 Drawer System
- M-Spec Rear Wing Platform pair
- Optional M-Spec Black Powder Coating

M-SPEC SPARE WHEEL MOUNT



M-SPEC FULL MODULE SHELF

Lengths Available in 1460L, 1690L & 1800L



MODULAR DESIGN FOR FUTURE ACCESSORIES



M-SPEC T15 DRAWER & TABLE SYSTEM



M-SPEC T10 DRAWER SYSTEM



# WARRANTY & OPTIONS



## 12V SYSTEMS

Boss offers complete 12V systems that will suit any need. For complete off-grid living we can provide an in-house 320Ah Lithium battery with 80 amps of charge and a 2000W Redarc Inverter, which is all paired with the RedVision TVMS to give you complete control. All mounted in our space saving vertical power hub which also protects and hides all of the wiring.

The full Boss Powerseries range can be found in our components catalogue.



## WARRANTY

Boss Aluminium offers a lifetime workmanship warranty for all of our aluminium products. We have designed and manufactured our products to last in the toughest of conditions and are confident that you will be satisfied with the quality you receive.

The canvas component of our products offer a 5-year warranty.



## DOG BOXES

Dog Boxes are included in the M-Spec range and can be integrated into all M-Spec Canopies. They maintain our ultra secure reinforced doors and 3-point locking system ensuring maximum security and safety.

Our Dog Boxes include one door with a mesh cutout and a removable cover. There is an L shape partition to separate the dog box from the canopy.





# CANOPY PACKAGES

FEATURES	M1	M2	M3	M4	M5
M-Spec Canopy	✓	✓	✓	✓	✓
Spare Wheel Holder	✓	✓	✓	✓	✓
Jerry Can Holder	✓	✓	✓	✓	✓
Heavy-Duty Folding Ladder	○	✓	✓	✓	✓
Low Profile Roof Rack	✓	✓	✓	✓	✓
Trade Rack	○	○	○	○	○
Clearview Fridge Slide (ES-150)	○	✓	✓	⊗	✓
D10 Fridge Slide Base	○	✓	✓	⊗	✓
Upright Fridge Enclosure	○	⊗	⊗	✓	⊗
T10 Drawer System	○	○	○	✓	✓
T15 Drawer & Table System	○	○	✓	✓	✓
2 x Full Module Depth Shelves	○	○	✓	✓	✓
Powder Coating	○	○	○	○	○
2-Pac Painted Doors	○	○	○	○	○
Central Locking	○	○	○	○	○
Additional Half/Full Module Shelving	○	○	○	○	○
Boss Compact Kitchen	○	○	○	○	○
Boss Slide Out Pantry	○	○	○	○	○
Travel Buddy Bracket	○	○	○	○	○
Mesh Dividers	○	○	○	○	○
Carpet/Rubber Matting	○	○	○	○	○





Dog Box	<input type="radio"/>	<input type="radio"/>	<input type="radio"/>	<input type="radio"/>	<input type="radio"/>
Additional Spare Wheel Mount	<input type="radio"/>	<input type="radio"/>	<input type="radio"/>	<input type="radio"/>	<input type="radio"/>
Additional Jerry Can Holder	<input type="radio"/>	<input type="radio"/>	<input type="radio"/>	<input type="radio"/>	<input type="radio"/>
Wind-Off Canopy Legs	<input type="radio"/>	<input type="radio"/>	<input type="radio"/>	<input type="radio"/>	<input type="radio"/>
12V Power Packages	<input type="radio"/>	<input type="radio"/>	<input type="radio"/>	<input type="radio"/>	<input type="radio"/>
Additional T15 Drawer & Table System	<input type="radio"/>	<input type="radio"/>	<input type="radio"/>	<input type="radio"/>	<input type="radio"/>
Additional T10 Drawer System	<input type="radio"/>	<input type="radio"/>	<input type="radio"/>	<input type="radio"/>	<input type="radio"/>
Additional Upright Fridge Enclosure	<input type="radio"/>	<input type="radio"/>	<input type="radio"/>	<input type="radio"/>	<input type="radio"/>
Additional Clearview Fridge Slide	<input type="radio"/>	<input type="radio"/>	<input type="radio"/>	<input type="radio"/>	<input type="radio"/>
Additional LED Work Lights	<input type="radio"/>	<input type="radio"/>	<input type="radio"/>	<input type="radio"/>	<input type="radio"/>

LEGEND	
Included	<input checked="" type="radio"/>
Optional Extra	<input type="radio"/>
Not Available	<input type="radio"/>

### M-SPEC CANOPY SHELL

Can't find the right package or canopy length? The M-Spec Canopy is available in a shell version that you can customise with both external and internal components that work for you or leave it as a blank canvas. Talk to us about your requirements for a more personalised set up.

Available in the following Lengths:

- 765mm Long  
995mm Long  
1460mm Long  
1690mm Long
- 1800mm Long  
2090mm Long 2290mm Long  
1950mm Long (US vehicles only)  
2200mm Long (US vehicles only)



# BOSS RT1 TENT

## DIMENSIONS & WEIGHTS

Outside Closed: 2300L x 1450W x 270H Excluding Rails

Inside Open: 2165L x 1315W x 1800H

Roof Load Limit: 25kg

RT1 Weight: 90kg

RT1 Overlander Weight: 102kg

## MOUNTING

The tent comes with 6 mounting brackets, all which must be used to ensure strength. The RT1 has been designed to mount directly to our canopy roof or Low Profile Roof Rack.



## BOSS RT1

- Marine-Grade Hard Aluminium Stiffened Shell
- Wax Converters Coolabah Dynaproofed 304GSM Canvas
- Automotive Rubber Weather Seals
- Tough Black Powder Coat with Protection Decals
- Heavy-Duty Gas Struts
- Cross Brace Supa Peg Poles with Canvas Bag
- Midge Proof Mesh
- 4 Internal Storage Pockets
- Standard 100mm Mattress
- Telescopic Ladder
- 3-Side Access
- Rear Roof Rails (Black)
- Foam Insulated Roof & Floor Lined with Marine Carpet
- 6 Mounting Brackets Supplied

## OPTIONAL PRODUCTS

- Sirocco Fan with Ram Mount
- 150W Solar Panel
- RT1 Awning Mounts
- Boss 270 Awning

## RT1 OVERLANDER PACKAGE

In addition to the Boss RT1 you receive:

- Premium 130mm Mattress
- 12V Power Hub with Various Sockets
- LED White/Orange Internal Light
- Aero Mesh
- Pre-Wiring provisions for Fan
- Orange Front and Rear Roof Rails
- Roof Rack Cross Bars





# BOSS 270 AWNING

## DIMENSIONS & WEIGHT

Closed Dimensions: 2425L x 200H x 150W

Weight: 24kg Excluding Brackets

## WARRANTY

All Boss Aluminium Products Offer a Life-Time Workmanship Warranty.

The Canvas has a 5-Year Warranty.



## MOUNTING

The Boss 270 Awning can be mounted to a wide range of roof racks. The mounts we have designed are compatible with our M-Spec Low Profile Roof Rack alongside other well known racks such as Rhino Rack Pioneer Platforms & ARB Base Rack, speak with our team to ensure you have a suitable roof rack.

The bracket closest to the hinge point must be bolted through the thicker 6mm plate for maximum strength. The brackets must be spread apart a minimum of 1450mm from one another to ensure optimal stability on the roof of your vehicle.

## FEATURES

- Completely Freestanding Design with No Need for Poles
- Tri-Axis Hinge with Folded Aluminium Chassis Arms
- Vertical Support Arm Facilitating Water Run Off
- 10m2 Coverage
- Wax Converters Coolabah Dynaproofed 304GSM Canvas
- 520GSM Extra Large PVC Storage Bag







Boss Aluminium Pty Ltd  
Ph. (03) 9729 3092  
sales@bossaluminium.com.au  
www.bossaluminium.com.au

