

NEWS RELEASE

1/4

BOSS ALUMINIUM
**NEXT
GEN**

**M-SPEC
TRAY**




Boss Aluminium, a long established Australian designer and manufacturer of commercial vehicle and 4x4 accessories has released an updated design of their market-leading ute tray range. This update packs more features into the product than ever before, whilst offering enhanced looks that customers will love.

UPDATED DESIGN FEATURES

INTEGRATED TIE RAIL

All Boss Aluminium Trays now share the same deck rather than the previous 'cleanside' and 'railside' versions. The design features a sleek, new look and incorporates a revised multi-purpose tie rail design for optimum functionality. Despite containing more features than ever before, Boss expects the introduction of the new tray to result in reduced lead times. This will be achieved through the multi-fit design coupled with improved manufacturing processes.



BOSS GRID SYSTEM

The new tray deck houses 71 M12 nutserts that allows users to have maximum flexibility over what is able to be mounted or tied off on their Boss Aluminium Tray. Boss Aluminium is constantly designing new components to increase the flexibility of customers' setups into the future.

SHEET METAL HEADBOARD

Moving away from the tubular style headboard, the sheet metal headboard brings style and new features. The stronger bolt on headboard with mesh is more practical for work or play. With this new headboard you are now able to option a headboard water tank along with multi-fit 12v outlets.



BOSS MULTI-FIT SYSTEM

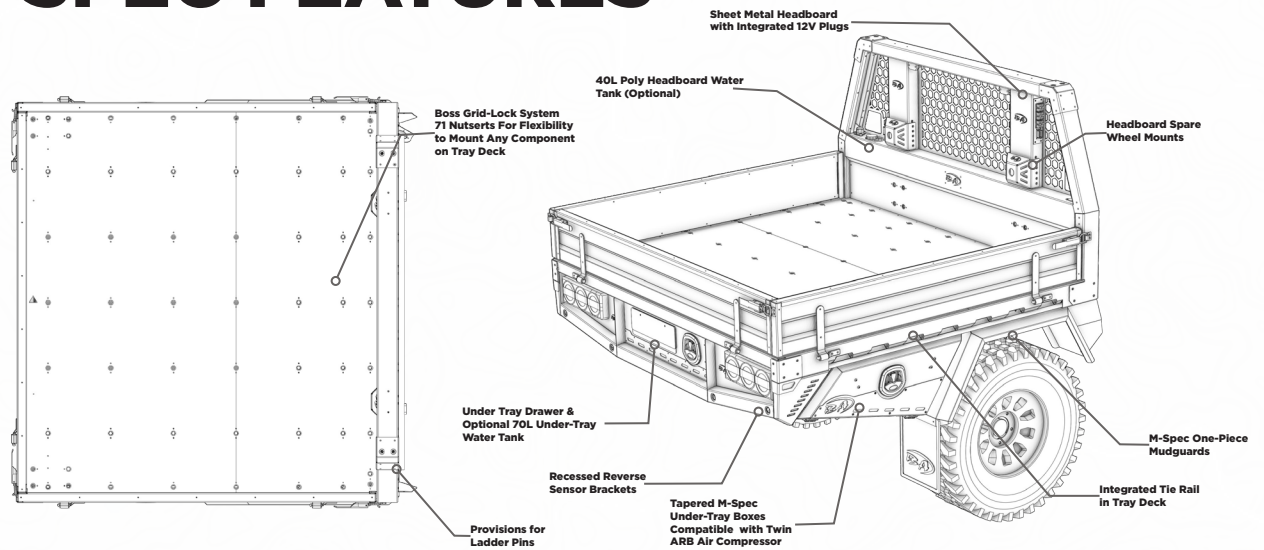
The new multi-fit channelling allows the mudguards and under-body boxes to be completely independent of one another. This allows for a streamline fitting process for any vehicle. The revised under-body boxes, being larger, now allow for more storage space. Other updated features of all trays include one-piece flared mudguards and headboard mesh.

100% POWDER COATED

Boss Aluminium has Invested in a state of art Powder Coating system, including a complete pre-treatment plant designed for Aluminium and exceeding Australia Standards. This system is Chromemate free which means it's not carcinogenic and is good for the environment, workers, and the end user. It offers superior adhesion and protects the Aluminium and your investment, keeping it looking good for years to come. The Trays are now entirely powder coated, including underneath and all bracketry.



M-SPEC FEATURES



The updated design houses a range of additions and enhancements that position the Boss tray as the most feature-packed product in the aluminium ute tray market. The M-Spec Tray allows users to build and modify their trays to suit their needs. Being completely modular, the design allows for future changes the owner wishes to make based on what they want to get out of their tray. Below are some of the options users have to modify their M-Spec tray.



40L Poly Headboard Water Tank (coming soon)




Rear Under-Body Boxes



Under-Tray Drawer with Lock-Out Slides



Sheet Metal Headboard with Mesh



70L Poly Under-Tray Water Tank



Full Tray Sides or Tray Sides Cut to Suit Canopy

WHAT'S NEW? TRAY

- Integration of Railside & Cleanside Trays into the one tray deck with a more compact design. No longer needing to choose between the two.
- The deck includes the Boss Grid-Lock system, a grid of 71xM12 multi-purpose tie-down points (In a dual-cab). This offers flexibility to add options later to meet future requirements. Can be used to anchor all types of cargo such as:
 - Canopies
 - Motorcycles
 - Water Tanks
 - Toolboxes
 - Machinery
 - Fridges
- Guards and Underbody Boxes are suited to a greater range of vehicles. This offers the ability to switch vehicles with the same tray down the track.
- Option of full-length Under-Tray Drawer with a 40L Poly Headboard Water Tank.
- Option of Tray Deck lighting fitted to headboard.
- Powder coating is now a standard feature. Mill finish available to order.
- One-Piece Mudguards as standard.
- Maximum water carrying capacity of 110L with both under-tray and headboard water tanks optioned.

HEADBOARD

- Stronger sheet-metal design. Headboard uprights are bolted to the main tray rails with 26xM8 bolts. Overall stronger than a welded-on headboard.
- Option to fit lightweight 40L Poly Headboard Water Tank.
- Integrated water filling point.
- Includes 8xM12 tie down points, providing provisions for future accessories.
- Includes headboard mesh as standard.
- Spare wheel mounts are suited to a greater range of rims/tyres.
- Provisions for wiring in headboard with better access to electrical connections.
- Provisions for ladder pins to bolt into the top of headboard.

UNDER-BODY BOXES

- Increased opening size (75mm bigger than the current M-Spec Railside Model)
- Stainless steel cable fitted to all doors.

VEHICLE REVERSING SENSORS

- Sensors integrated into tray tailboard.

SURFACE PROTECTION

- Fully powder coated including the tray deck and all underside/hidden surfaces. This looks better and provides better protection with increased longevity.