

M-SPEC CANOPIES



M-Spec is a culmination of research and development, innovative engineering and BA's 20 years experience in developing custom tray and canopy solutions.

Based off our custom solution platform, the new design realises the full potential of modular functionality, future proofing any investment into a Boss Aluminium product.



Our range of **COMPLETE PACKAGES** are configured with trending layouts and equipment, frequently requested by customers.



Browse the **M-SPEC CONFIGURATION CATALOGUE** and configure your own canopy, tray, toolbox or service body, without the custom solution price tag.



Our **CUSTOM PROGRAM** offers limitless potential, with custom specifications and bespoke components designed exclusively for you.



RAW ALUMINIUM



M-SPEC BLACK



2PAC DOORS



CUSTOM FINISH



M-SPEC INTERIOR SILVER




MODULAR ACCESSORIES

M1 CANOPY



The M1 Canopy is the perfect platform for those who need to fit large items or wish to develop their setup as they go. Constructed in-house out of aluminium the M1 Canopy is sure to keep you lightweight and within your GVM. Featuring an M-Spec spare wheel mount and an M-Spec jerry can holder you can ensure you'll always make it to where you need to go.



M-Spec Spare Wheel Mount



Aluminium Construction



Modular Design For Future Accessories



M-Spec Jerry Can Holder

M1 PACKAGE

- M-Spec 3/4 Canopy
 - 1900W X 1460L (mm) DC*
 - 1850W X 1460L (mm) For LC79 DC
- Modular Design
- Aluminium Construction
- Built To The Highest Quality
- 1x M-Spec Low Profile Spare Wheel Mount
- 1x M-Spec Jerry Can Holder
- 1x Roof Rack
- Optional Tough Black Powder Coating

M2 CANOPY



The M2 Canopy has all the great qualities of the M1 but with a few upgrades. The M2 features a drop down fridge slide giving easy access to your food and drinks. The folding ladder mounted to the rear makes roof access a breeze. Whether you have a roof rack or a roof top tent, the M-Spec folding ladder makes for an ideal choice.



Clearview ES-150 Plus Fridge Slide



Modular Design For Future Accessories



M-Spec HD Folding Ladder

M2 PACKAGE

- M-Spec 3/4 Canopy
 - 1900W X 1460L (mm) DC*
 - 1850W X 1460L (mm) LC79 DC
- Modular Design
- Aluminium Construction
- Built To The Highest Quality
- 1x Clearview ES-150 Plus Fridge Slide
- 1x M-Spec D10 Fridge Slide Base
- 1x M-Spec Jerry Can Holder
- 1x M-Spec Low Profile Spare Wheel Mount
- 1x Roof Rack
- 1x M-Spec HD Folding Ladder
- Optional Tough Black Powder Coating

M3 CANOPY



The M3 Canopy consists of multiple storage options. The M-Spec T15 drawer and table system is the perfect storage solution and is ideal for food preparation or as a work station. The M-Spec half module shelving provides storage in a location that is usually difficult to utilise, ensuring you can maximise the space provided. Due to the M-Spec's modular design, the shelves can be relocated so you can fit both large and small items on the M-Spec half module shelf.

**MODULAR DESIGN
ALLOWING FOR FUTURE
LAYOUT CHANGES**



M-Spec T15 Drawer & Table System



Modular Design For Future Accessories

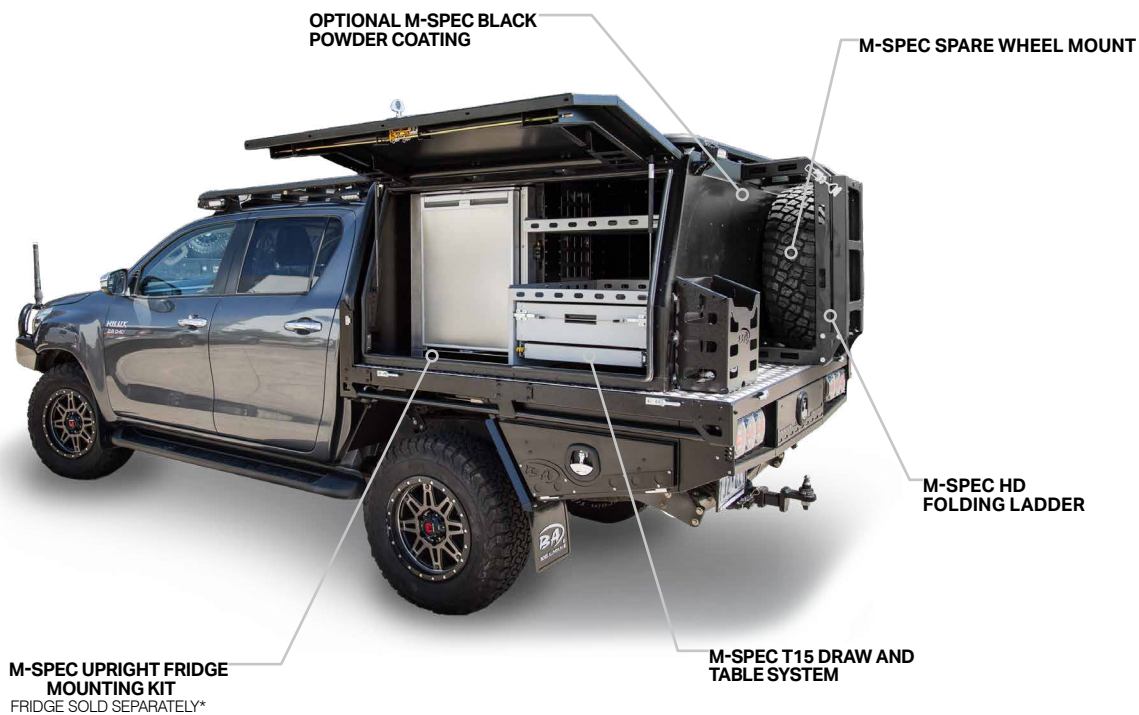


M-Spec Full Module Depth Shelf

M3 PACKAGE

- M-Spec 3/4 Canopy
 - 1900W X 1460L (mm) DC*
 - 1850W X 1460L (mm) For LC79 DC
- Modular Design
- Aluminium Construction
- Built To The Highest Quality
- 1x Clearview ES-150 Plus Fridge Slide
- 1x M-Spec D10 Fridge Slide Base
- 1x M-Spec T15 Drawer and Table System
- 2x M-Spec Full Module Depth Shelf
- 1x M-Spec Jerry Can Holder
- 1x M-Spec Low Profile Spare Wheel Mount
- 1x M-Spec HD Folding Ladder
- 1x Roof Rack
- Optional Tough Black Powder Coating

M4 CANOPY




The M4 Canopy features our upright fridge mounting kit (Fridge sold separately). Consisting of an M-Spec T10 draw system along with the M-Spec T15 draw and table system the storage of smaller items is an issue of the past. The use of an upright fridge gives you the best access possible to your food and drinks making the M4 an ideal choice for touring.

ALL M-SPEC CANOPIES ARE DIRECTLY COMPATIBLE WITH THE BOSS RT1



M-Spec T10 Draw System



Upright Fridge Mounting Kit



M-Spec T15 Drawer & Table System

M4 PACKAGE

- M-Spec 3/4 Canopy
 - 1900W X 1460L (mm) DC*
 - 1850W X 1460L (mm) For LC79 DC*
- Modular Design
- Aluminium Construction
- Built To The Highest Quality
- 1x M-Spec Upright Fridge Mounting Kit (Fridge Sold Separately)
- 1x M-Spec T15 Drawer and Table System
- 2x M-Spec Full Module Depth Shelf
- 1x M-Spec T10 Drawer System
- 1x M-Spec Jerry Can Holder
- 1x M-Spec Low Profile Spare Wheel Mount
- 1x M-Spec HD Folding Ladder
- 1x Roof Rack
- Optional Tough Black Powder Coating

M5 CANOPY



The M5 Canopy is the complete solution. Featuring a M-Spec T10 drawer system along with the M-Spec T15 draw and table system. The M5 is the perfect organised workhorse for safely transporting all of your tools and for escaping the urban jungle at the same time.



M-Spec T10 Drawer System



Modular Design For Future Accessories



M-Spec T15 Drawer & Table System

M5 PACKAGE

- M-Spec 3/4 Canopy
 - 1900W X 1460L (mm) DC*
 - 1850W X 1460L (mm) For LC79 DC
 - Modular Design
 - Aluminium Construction
 - Built To The Highest Quality
- 1x Clearview ES-150 Plus Fridge Slide
- 1x M-Spec D10 Fridge Slide Base
- 1x M-Spec T15 Drawer and Table System
- 2x M-Spec Full Module Depth Shelf
- 1x M-Spec T10 Drawer System
- 1x M-Spec Jerry Can Holder
- 1x M-Spec Low Profile Spare Wheel Mount
- 1x M-Spec HD Folding Ladder
- 1x Roof Rack
- Optional Tough Black Powder Coating



M-Spec modules are what make the M-Spec Canopy range so special. Simply swap, add or remove modules as you need. We are constantly creating new modules such as the Boss Slide Out Pantry and upright fridge mounts. A full list of available modules is located in our components catalogue.

This makes Boss Canopies future proof allowing you to change and upgrade your setup as needed.

Boss offers complete 12V systems that will suit any need. For complete off-grid living we can provide an in-house 240Ah Lithium battery with 80 amps of charge and a 2000W Redarc Inverter, which is all paired with the RedVision TVMS to give you complete control. All mounted in our space saving vertical power hub which also protects and hides all of the wiring.

The full Boss Powerseries range can be found in our components catalogue so you can choose what is right for you.





8/208 Canterbury Road
Bayswater North, VIC 3153
P +61 3 9729 3092
sales@bossaluminium.com.au
bossaluminium.com.au

