

M-SPEC



8/208 Canterbury Road
Bayswater North, VIC 3153
P +61 3 9729 3092
sales@bossaluminium.com.au
bossaluminium.com.au



TRAYS & CANOPIES

READY FOR WORK & PLAY



M-Spec is a culmination of research and development, innovative engineering and BA's 20 years experience in developing custom tray and canopy solutions.

Based off our custom solution platform, the new design releases the full potential of modular functionality, future proofing any investment into a Boss Aluminium product.





CHOOSE FROM OUR AVAILABLE PACKAGES OR BUILD YOUR OWN

M-Spec Tray and Canopy Packages are a cost-effective tray and canopy solution, equipped with the most popular configurations and the ability to add, swap or change all M-Spec Modules.

Add components, modules or accessories from the M-Spec Component Catalogue with the initial order or when your budget allows.

M-Spec Tray Packages are available with the M-Spec Classic Rail Option and in either a Flatbed or Full Tray.

Canopy packages are currently available for 3/4 canopies.

M-SPEC TRAYS

The M-Spec Trays are cost-effective tray solutions, equipped with the most popular design features delivered by BA over the years. With a broad range of price points, equipment levels and an extensive options list.



FULL VS FLATBED

Full trays are delivered with Headboard and Tray Sides to enable the most versatile functionality, with or without Canopies or Toolboxes.

Flatbed Trays are delivered without a Headboard and Tray Sides. This reduces tray weight, cost and provides a perfect platform for Canopies or Toolboxes.

CLASSIC RAIL VS CLEANSIDE

M-Spec Trays are available in 2 styles that change the functionality. The first is our Cleanside design with flush mount tie points mounted in the deck. Cleanside allows for slightly larger under body boxes and higher guards.

The optional Classic Rail replaces the in-deck tie down points with rope rails along the side of the tray. The rope rails provide superior tie-down capability and our distinctive Classic Tray aesthetic.



TRAY COMPATIBILITY AND FITMENT

M-Spec Platforms (Both Trays and Fixed Canopies/Service Bodies) can be fitted to a large range of compatible vehicles including:

- LandCruiser 79 Series
- Toyota Hilux
- Ford Ranger
- Ford Ranger Raptor (Beta Test Phase)
- Nissan Navara
- Holden Colorado
- Isuzu D-Max
- Mazda BT-50
- Mercedes X-Class (Beta Test Phase)
- Mitsubishi Triton
- Volkswagen Amarok



Dual Cab	1800L x 1900w
Dual Cab - 79 Series LC	1800L x 1850w
Dual Cab - 79 Series LC	2100L x 1850w
300mm Chassis Extension	
Amarok	1700L x 1900W
Dual Cab Triton	1700L x 1850W
Extra Cab	2100L x 1900w
Single Cab	2500L x 1900w

Made to Order Platforms are available with a minimum lead time of 4 weeks, subject to change.

If you require a custom size to suit your requirements, refer to our Custom Program or speak to a staff member.

The list of compatible vehicles reflects current vehicle models. If your

M-SPEC CANOPIES

CAD designed and CNC profile cut and folded components. The M-Spec Canopy range is nothing short of the best and provides you with the enormous benefit of a modular system. An Australian product built for Australian environments.



ADJUSTABLE TOWER SYSTEM

M-Spec ATS (Adjustable Tower System) allows customisation of the canopy interior layout at any time. Customers can modify the setup depending on requirements or add modules as budgets allow. Customers can even commission design and manufacture of custom ATS modules before or after initial delivery.



MODULAR DESIGN ALLOWS FOR PROGRESSIVE BUILDING

The main feature of M-Spec is that it is a modular design. We provide you with a range of M-Spec Modules which are mostly a bolt in solution giving you the ability to easily change your setup in the future.

From fridge slides, shelving and draws to complete 12v setups, the M-Spec Module range covers all bases with varying price points.



BOSS POWERSERIES

The Boss Powerseries is our range of 12v solutions designed for the M-Spec range. We provide packages for varying levels of requirements.

All Boss Powerseries can be retro fitted to M-Spec Canopies at our facilities.



TRAY AND CANOPY FINISHES



RAW ALUMINIUM

M-Spec Trays, Canopies and Tray Components are available in raw aluminium for ultimate value.



M-SPEC BLACK

M-Spec Black is a Powder Coat finish, featuring an ultra durable Ripple Black primary finish and Gloss Black doors.



2PAC DOORS

Colour matching or custom colour 2Pac doors are available in the M-Spec Configuration Catalogue.



CUSTOM FINISH

Powder coat, 2Pac and vinyl wrap available through our Custom Program.



M-SPEC INTERIOR SILVER

All M-Spec Interior Modules are finished in M-Spec Interior Silver as standard.



DECK & TRAY SIDES


Our Tray Deck and Double Skinned Tray Sides feature Marine Grade Checkerplate Aluminium



M1 CANOPY



The M1 Canopy is the perfect platform for those who need to fit large items or wish to develop their setup as they go. Constructed in-house out of aluminium the M1 Canopy is sure to keep you lightweight and within your GVM. Featuring an M-Spec spare wheel mount and an M-Spec jerry can holder you can ensure you'll always make it to where you need to go.



M-Spec Spare Wheel Mount



Aluminium Construction



Modular Design For Future Accessories



M-Spec Jerry Can Holder

M1 PACKAGE

- M-Spec 3/4 Canopy
 - 1900W X 1460L (mm) DC*
 - 1850W X 1460L (mm) For LC79 DC
- Modular Design
- Aluminium Construction
- Built To The Highest Quality
- 1x M-Spec Low Profile Spare Wheel Mount
- 1x M-Spec Jerry Can Holder
- 1x Roof Rack
- Optional Tough Black Powder Coating

M2 CANOPY



The M2 Canopy has all the great qualities of the M1 but with a few upgrades. The M2 features a drop down fridge slide giving easy access to your food and drinks. The folding ladder mounted to the rear makes roof access a breeze. Whether you have a roof rack or a roof top tent, the M-Spec folding ladder makes for an ideal choice.



Clearview ES-150 Plus Fridge Slide



Modular Design For Future Accessories



M-Spec HD Folding Ladder

M2 PACKAGE

- M-Spec 3/4 Canopy
 - 1900W X 1460L (mm) DC*
 - 1850W X 1460L (mm) LC79 DC
 - Modular Design
 - Aluminium Construction
 - Built To The Highest Quality
- 1x Clearview ES-150 Plus Fridge Slide
- 1x M-Spec D10 Fridge Slide Base
- 1x M-Spec Jerry Can Holder
- 1x M-Spec Low Profile Spare Wheel Mount
- 1x Roof Rack
- 1x M-Spec HD Folding Ladder
- Optional Tough Black Powder Coating

M3 CANOPY



The M3 Canopy consists of multiple storage options. The M-Spec T15 drawer and table system is the perfect storage solution and is ideal for food preparation or as a work station. The M-Spec half module shelving provides storage in a location that is usually difficult to utilise, ensuring you can maximise the space provided. Due to the M-Spec's modular design, the shelves can be relocated so you can fit both large and small items on the M-Spec half module shelf.

**MODULAR DESIGN
ALLOWING FOR FUTURE
LAYOUT CHANGES**



M-Spec T15 Drawer & Table System



Modular Design For Future Accessories

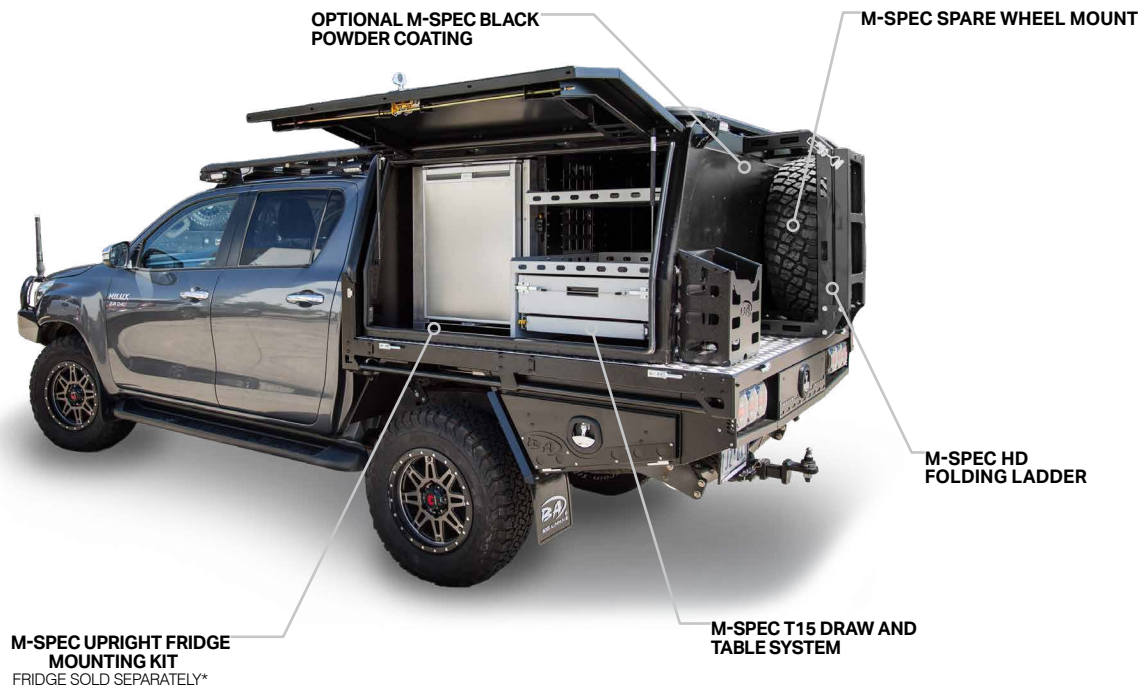


M-Spec Full Module Depth Shelf

M3 PACKAGE

- M-Spec 3/4 Canopy
 - 1900W X 1460L (mm) DC*
 - 1850W X 1460L (mm) For LC79 DC
- Modular Design
- Aluminium Construction
- Built To The Highest Quality
- 1x Clearview ES-150 Plus Fridge Slide
- 1x M-Spec D10 Fridge Slide Base
- 1x M-Spec T15 Drawer and Table System
- 2x M-Spec Full Module Depth Shelf
- 1x M-Spec Jerry Can Holder
- 1x M-Spec Low Profile Spare Wheel Mount
- 1x M-Spec HD Folding Ladder
- 1x Roof Rack
- Optional Tough Black Powder Coating


M4 CANOPY



The M4 Canopy features our upright fridge mounting kit (Fridge sold separately). Consisting of an M-Spec T10 draw system along with the M-Spec T15 draw and table system the storage of smaller items is an issue of the past. The use of an upright fridge gives you the best access possible to your food and drinks making the M4 an ideal choice for touring.



M-Spec T10 Draw System



Upright Fridge Mounting Kit



M-Spec T15 Drawer & Table System

M4 PACKAGE

- M-Spec 3/4 Canopy
 - 1900W X 1460L (mm) DC*
 - 1850W X 1460L (mm) For LC79 DC*
 - Modular Design
 - Aluminium Construction
 - Built To The Highest Quality
- 1x M-Spec Upright Fridge Mounting Kit (Fridge Sold Separately)
- 1x M-Spec D10 Fridge Slide Base
- 1x M-Spec T15 Drawer and Table System
- 2x M-Spec Full Module Depth Shelf
- 1x M-Spec T10 Drawer System
- 1x M-Spec Jerry Can Holder
- 1x M-Spec Low Profile Spare Wheel Mount
- 1x M-Spec HD Folding Ladder
- 1x Roof Rack
- Optional Tough Black Powder Coating

M5 CANOPY



The M5 Canopy is the complete solution. Featuring a M-Spec T10 drawer system along with the M-Spec T15 draw and table system. The M5 is the perfect organised workhorse for safely transporting all of your tools and for escaping the urban jungle at the same time.



M-Spec T10 Drawer System



Modular Design For Future Accessories



M-Spec T15 Drawer & Table System

M5 PACKAGE

- M-Spec 3/4 Canopy
 - 1900W X 1460L (mm) DC*
 - 1850W X 1460L (mm) For LC79 DC
 - Modular Design
 - Aluminium Construction
 - Built To The Highest Quality
- 1x Clearview ES-150 Plus Fridge Slide
- 1x M-Spec D10 Fridge Slide Base
- 1x M-Spec T15 Drawer and Table System
- 2x M-Spec Full Module Depth Shelf
- 1x M-Spec T10 Drawer System
- 1x M-Spec Jerry Can Holder
- 1x M-Spec Low Profile Spare Wheel Mount
- 1x M-Spec HD Folding Ladder
- 1x Roof Rack
- Optional Tough Black Powder Coating

M1 TRAY

OPTIONAL M-SPEC BLACK POWDER

HEADBOARD MESH AVAILABLE AS OPTIONAL EXTRA

M-SPEC HEADBOARD COMPATIBLE WITH 2
OPTIONAL SPARE WHEEL MOUNT KITS

DOUBLE SKINNED TRAY SIDES

MAXILAMP TAIL LIGHTS

INTEGRATED NUMBER
PLATE BRACKET

2PC MUD GUARDS

The M1 is a simple, yet polished Dual Cab Tray with its main feature; the M-Spec Classic Tail Infill. The infill completes the tray with its single-piece bumper-style design, premium tail lights and Integrated number plate mount.



Premium Tail Lights



Anti Rattle Stainless Catches



Headboard Integrated Cable Routing



Heavy Duty Cab Protection

M1 PACKAGE

- M-Spec Flatbed or Full Tray - Dual Cab
 - 1800L X 1900W (mm)
 - 1800L X 1850W (mm) For LC
- M-Spec Headboard*
- Double Skinned Tray Sides*
- HD 2PC Mudguards
- Classic Tail Infill
 - Integrated Number Plate Bracket & Light
 - Premium LED Tail Lights
- Optional Tough Black Powder Coating
- Includes fitting at our Boss Aluminium facility

*Full Tray Only

M2 TRAY

STANDARD RAW FINISH

HEADBOARD MESH AVAILABLE AS OPTIONAL EXTRA

DOUBLE SKINNED TRAY SIDES

MAXILAMP TAIL LIGHTS

OPTIONAL 1PC MUD GUARDS

2X 55L TYPE 4 UNDER BODY BOXES

INTEGRATED NUMBER
PLATE BRACKET

The M2 Tray incorporates M-Spec Rear Underbody Boxes (UBB), providing secure and sealed storage. M-Spec UBBs are a high clearance design perfect for both general trade use and extreme off-roading.



55L Under Body Box



Step Quarter Panels Increase tray strength by bracing the Rear Infill and Under Body Boxes



HD 2PC Mud Guards

M2 PACKAGE

- M-Spec Flatbed or Full Tray - Dual Cab
 - 1800L X 1900W (mm)
 - 1800L X 1850W (mm) For LC
- M-Spec Headboard*
- Double Skinned Tray Sides*
- HD 2PC Mudguards
- M-Spec Rear Under Body Box Pair
 - Type 4 Tapered High Clearance Profile
 - Storage Capacity: 55L (x2)
 - Genuine Eberhard® Compression Lock
- Classic Tail Infill
 - Integrated Number
 - Plate Bracket & Light
 - Premium LED Tail Lights
- Optional Tough Black Powder Coating
- Includes fitting at our Boss Aluminium facility

*Full Tray Only

M3 TRAY

OPTIONAL M-SPEC BLACK POWDER COAT*

HEADBOARD MESH AVAILABLE AS OPTIONAL EXTRA

OPTIONAL REMOVABLE REAR HOOP WITH OPTIONAL PINS

2PC MUD GUARDS

2X 55L TYPE 4 UNDER BODY BOXES

GENUINE EBERHARD®
COMPRESSION LOCK

MAXILAMP TAIL LIGHTS

117 LITRE UNDER
TRAY DRAWER

The M3 Tray package offers the most lockable storage space with a total 227L between the Under Tray Drawer and both Under Body Boxes. The UTD can store items up to 1590mm long; perfect for dirty gear, camp chairs and bulky tools.



117L Under Tray Drawer With Removable Table



Under Tray Drawer Lock Protection



Optional Removable Rear Hoop


M3 PACKAGE

- M-Spec Flatbed or Full Tray - Dual Cab
 - 1800L X 1900W (mm)
 - 1800L X 1850W (mm) For LC
- M-Spec Headboard*
- Double Skinned Tray Sides*
- HD 2PC Mudguards
- M-Spec Rear Underbody Box Pair
 - Type 4 Tapered High Clearance Profile
 - Storage Capacity: 55 Litres (x2)
 - Genuine Eberhard® Compression Lock
- Under Tray Drawer (UTD) 1600L
 - Usable Storage Capacity: 117 Litres, 1590L X 620W X 120H (mm)
 - 100kg Load Rating (Distributed loading)
 - Genuine Eberhard® Compression Lock
 - BA 3-Point Locking System
 - Sealed Drawer Case
 - Removable Table Top
- Classic Tail Infill
 - Premium Tail Lights
 - Tapered High-Clearance Design
- Number Plate Bracket
- Optional Tough Black Powder Coating
- Includes fitting at our Boss Aluminium facility

*Full Tray Only

M4 TRAY


OPTIONAL M-SPEC BLACK POWDER COAT*



The M4 Tray is the complete solution. It features Underbody Boxes, an Under Tray Drawer and 70L Water Tank with optional 12 Volt Pump.

M4 Full Trays also include a Spare Wheel Clamp Kit which can mount up to a 35 inch tyre to the headboard.

WATER TANK TAP WITH OPTIONAL 12V PUMP



Headboard Fill point for Water Tank



70L Under Tray Water Tank

M4 PACKAGE

- M-Spec Flatbed or Full Tray - Dual Cab M-Spec
 - 1800L X 1900W (mm)
 - 1800L X 1850W (mm) For LC
- M-Spec Headboard*
- Double Skinned Tray Sides*
- 1x M-Spec Headboard Spare Wheel Mount
- HD 2PC Mudguards
- Rear Underbody Box Pair
 - Type 4 Tapered High Clearance Profile
 - Usable Storage Capacity: 55 Litres (x2)
 - Genuine Eberhard® Compression Lock

- Under Tray Drawer
 - Usable Storage Capacity: 73 Litres, 990L X 620W X 120H (mm)
 - 100kg Load Rating (Distributed loading)
 - Genuine Eberhard® Compression Lock
 - BA 3-Point Locking System
 - Sealed Drawer Case
 - Removable Table Top
- 1x Under Tray 70L Water Tank
 - Food Grade Polyurethane Tank Body
 - Optional tap Activated 12 Volt Pump (Pressure Drop Switch)
- 1x M-Spec Headboard Spare Wheel Mount
- M-Spec Tail Infill
 - Premium Tail Lights
 - Tapered High-Clearance Design
- Number Plate Bracket
- Optional Tough Black Powder Coating
- Includes fitting at our Boss Aluminium facility

*Full Tray Only



M-SPEC COMPONENT CATALOGUE

TRAYS

M-SPEC FLATBED TRAY

BA-MTP100

The M-Spec Flatbed is Tough, Light and Functional; the perfect base for a canopy or toolboxes.

Dual Cab - 1800L x 1900W

Extra Cab - 2100L x 1900W

Single Cab - 2550L x 1900W

- M-Spec Tray Platform
- HD 2PC Mudguards
- LED Tray Electrical Kit
 - Number Plate Bracket
 - LED Number Plate Light
 - Standard LED Tail Lights
 - Rear ADR Compliant Reflector
- Includes vehicle fitting at our Boss Aluminium facility

M-SPEC FULL TRAY

BA-MTP110

Load it up with anything and go anywhere. Ready to stick out the working week or tackle tough tracks for years to come, the M-Spec Full Tray is one tough nugget.

Dual Cab - 1800L x 1900W

Extra Cab - 2100L x 1900W

Single Cab - 2550L x 1900W

- M-Spec Tray Platform
- M-Spec Headboard
 - 885mm High, 76mm (3inch) Diameter Head Tube
 - Folded Lower Panel
 - Folded Centre Pillars
 - Compatible with 2 Spare Wheel Mount Kits
 - Provision for Flush Work/Camp Lights
 - Reinforces Head Tube Strength
 - Provides Heavy Duty Cab Protection
 - Integrated Electrical Accessory Cable Routing
- HD 2PC Mudguards
- LED Tray Electrical Kit
 - Number Plate Bracket
 - LED Number Plate Light
 - Standard LED Tail Lights
 - Rear ADR Compliant Reflector
- Includes vehicle fitting at our Boss Aluminium facility

TRAY OPTIONS

M-SPEC CLASSIC - RAIL OPTION

BA-MTPCR1

M-Spec trays are available in the M-Spec Classic - Rail Option, which features rope rails on along the sides of the tray, replacing M-Spec In-Deck Tie Down Points. The rails create a classic aesthetic and added tie-down functionality to the trays.

- Removes In-Deck Tie Down Points
- Oversize Load Tie-Down Capability
- Disperses load evenly through Tray Platform
- Functions with and without tray sides
- Clearance for a strap ends such as S Type, J Type and Flat Hooks

M-SPEC IN-DECK RATED TIE-DOWN POINTS

BA-MTPFT1

Rated In-Deck Tie-Down Points are supplied with all M-Spec Trays Except when fitted with the M-Spec Classic Rail Option and include:

- Stainless Steel Construction
- Hinged Eyelets (35mm Inner Diameter)
- Spring loaded eyelets (remains flush with deck & eliminates rattle when not in use)
- Designed to disperse load force through Tray Deck
- Tie-down capability with and without tray sides
- Individual point constant load rating of 1 Tonne.
- Eyelets are compatible with any strap ends including S Type, J Type, Flat and Snap Hooks.

M-SPEC STRAIGHT TAIL INFILL

BA-MTUIIN200

- TIG Welded Straight 1 Piece Assembly
- Premium Tail Lights (tail/brake/turn/reverse)
- Integrated Number Plate Mount & Light
- Tail Light Impact Protection Bumper
- M-Spec Under Tray Drawer (UTD) Compatible
- Reverse Camera and Sensor Relocation Compatible

When fitted on a tray equipped with a UTD, the integrated number plate mount will be replaced with a standard bracket.

M-SPEC GT TAIL INFILL

BA-MTUIIN300

- Tapered High-Clearance Design
- TIG Welded 3 Piece Assembly
- Premium Tail Lights (tail/brake/turn/reverse)
- Integrated Number Plate Mount & Light
- Tail Light Impact Protection Bumper
- M-Spec Under Tray Drawer (UTD) Compatible
- Reverse Camera and Sensor Relocation Compatible

When fitted on a tray equipped with a UTD, the integrated number plate mount will be replaced with a standard bracket.



M-SPEC COMPONENT CATALOGUE

M-SPEC REAR UNDERBODY BOX (UBB) PAIR

BA-MTUB400

- Type 4 Tapered High Clearance Profile
- Storage Capacity - 30 Litres
- Genuine Eberhard Compression Locks
- Automotive Rubber Seals
- Double Return Seal Protection
- 3 Point Even Seal Compression (2 Hinges & Lock)
- Exclusively TIG Welded Construction
- Rubber Sealed Mounting Hardware
- UMS Adjustability

UBBs equipped to an LC79 are specifically designed for compatibility with Fuel Filler and Standard Exhaust

M-SPEC GT REAR UNDERBODY BOX (UBB) PAIR

BA-MTUB410

- Type 4 Tapered High Clearance Profile
- Storage Capacity - 60 Litres
- M-Spec GT Protective Decal
- Genuine Eberhard Compression Locks
- BA 3-Point Locking System
- Automotive Rubber Seals
- Double Return Seal Protection
- 5 Point Even Seal Compression (2 Hinges & 3 Lock)
- Exclusively TIG Welded Construction
- Rubber Sealed Mounting Hardware
- UMS Adjustability

UBBs equipped to an LC79 are specifically designed for compatibility with Fuel Filler and Standard Exhaust

M-SPEC UNDER TRAY DRAWER (UTD) 1600L

BA-MTUTD101

- Drawer Case: 1600L X 760W X 175H (mm)
- Usable Storage Capacity: 117 Litres, 1590L X 620W X 120H (mm)
- 100kg Load Rating (Distributed loading)
- Genuine Eberhard® Compression Lock
- BA 3-Point Locking System
- Even Compression Automotive Rubber Seal
- Double Return Seal Protection
- Sealed Drawer Case
- Independent Number Plate Bracket

M-SPEC UNDER TRAY DRAWER (UTD) 1000L

BA-MTUTD102

- Drawer Case: 1000L X 760W X 175H (mm)
- Usable Storage Capacity: 73 Litres, 990L X 620W X 120H (mm)
- 100kg Load Rating (Distributed loading)
- Genuine Eberhard® Compression Lock
- BA 3-Point Locking System
- Even Compression Automotive Rubber Seal
- Double Return Seal Protection
- Sealed Drawer Case
- Compatible with Under Tray

UNDER TRAY 70L WATER TANK - GRAVITY

BA-MTUWT100

- 70L Capacity
- Food Grade Polyurethane Tank Body
- Gravity Fed Tap located at rear of Tray
- Filler located on front of Tray/Headboard
- Plumbed with Teflon sealed brass fittings
- Insulated Aluminium Mounting System
- Limits Maximum Drawer Length to 1000mm.

UNDER TRAY 70L WATER TANK - PUMP

BA-MTUWT110

- 70L Capacity
- Food Grade Polyurethane Tank Body
- Tap Activated 12 Volt Pump (Pressure Drop Switch)
- Tap located at rear of tray
- Filler located on front of tray/headboard
- Plumbed with Teflon sealed brass fittings
- Wired to Vehicle Battery
- Insulated Aluminium Mounting System
- Limits Maximum UTD Length To 1000mm

If the vehicle has multiple batteries please notify a staff member where to source the pump's 12V supply.

HEAVY-DUTY (HD) 2PC MUDGUARDS

BA-MTUMG100

A tried and tested component shared with Classic Trays, the standard mudguard is a simple yet effective design. HD 2PC Mudguards are fitted as standard to all M-Spec Trays and include:

- 2 piece TIG-welded construction
- Heavy duty multi-fold design
- BA Rubber Mud Flap
- Easily replaceable if damaged
- UMS Adjustability

Flared Ultra Heavy-Duty Mudguards (BA-MTUMG200) are required for road-worthiness on all vehicles fitted with negative offset wheels and LC79s equipped with Marks 4WD Portals or a JMACX Coil Conversion.



M-SPEC COMPONENT CATALOGUE

ULTRA HEAVY-DUTY (UHD) 1PC MUDGUARDS

BA-MTUMG200

UHD Flared Guards are designed for modified off-road vehicles and an aggressive appearance. The guards back up their good looks with superior strength, ready for abuse.

- One-piece TIG-welded construction
- Ultra heavy-duty gusseted design
- Flared Skirt provides increased tire coverage
- BA Rubber Mud Flap
- UMS Adjustability
- Suits a number of applications:
 - LC79 JMACX Coil Conversion
 - LC79 Marks Portals
 - LC79 Track Correction
 - Negative Offset Wheels

For use on 79 Series LandCruisers with Aftermarket exhausts refer to AME Compatibility.

HEADBOARD SPARE WHEEL CLAMP KIT

BA-ASMK

- Boss Mounting Plate
- 20mm Stainless Steel Shaft
- M20 Stainless Steel Wing Nut
- R-Clip Set
- Thread-locker
- Padlock Compatible
- CNC Machined Alloy Clamping Plate

Clamping plates are custom machined to fit individual rims.

A staff member is required to evaluate the vehicle's rims to commence an order.

M-SPEC HEADBOARD - MESH

BA-MTHM100

- CNC Profile Cut and Folded Panels
- Hex Pattern Mesh
- Increases Cab Protection

DOUBLE-SKINNED TRAY SIDES

Sick of tray sides bowing in when you strap down your payload onto the tray? Our double skinned design eliminates tray side flex.

- 2.5mm Marine Grade Aluminium Construction
- Ultra-Durable Checker-Plate Inner Skin
- Brushed Aluminium Outer Skin
- Nylon Bushed, Removable Pin Hinges.
- Anti Rattle Stainless Catches
 - Low Effort Lever Action
 - Spring Loaded
 - Adjustable

LED TRAY ELECTRICAL KIT (TAIL LIGHTS & NUMBER PLATE)

BA-MTUIN100

The Standard LED Tray Electrical Kit feature high-quality componentry and comply with Australian Design Rules.

Fitting and wiring is included when purchased with a new M-Spec Tray. The kit includes:

- Number plate bracket
- LED license plate light
- Standard LED Tail/Stop/Turn/Reverse Combination Lights
- Rear ADR Compliant Reflector
- Wired with vehicle specific loom featuring integrated resistor bracket
- If purchased independently, please notify a staff member what vehicle the Kit is intended for.

M-SPEC TRAY REVERSE SENSOR RELOCATION

BA-MTRL1100

- Sensor Removal from Existing Housing
- Sensor Fitting to Tray Incl. Brackets
- Extension of Sensor Loom If Required
- Final Test

M-SPEC TRAY REVERSE CAMERA RELOCATION

BA-MTRL1200

- Camera Removal from Existing Housing
- Camera Fitting to Tray Incl. Bracket
- Testing and Alignment

LC79 AFTERMARKET EXHAUST COMPATIBILITY (AME)

BA-MTUE1

Modification of mudguard and/or UBB design to allow compatibility with aftermarket LC79 exhausts.

A BA Engineer will need to assess the exhaust and design changes required to maintain compatibility.

The charge will depend on complexity of modification required. The minimum charge is \$200.



M-SPEC COMPONENT CATALOGUE

M-SPEC LC79 FUEL FILLER RELOCATION KIT

BA-MTUF100

79 Series LandCruiser fuel fillers necks interfere with the drivers side rear Underbody Box.

BA offers a relocation kit which includes fitting on new BA Trays. The kit extends the filler neck and relocates the position to behind the UBB.

This Kit is required for all 79 Series LandCruiser Dual Cabs fitted with an M-Spec Tray.

TRAY/TUB REMOVAL AND DISPOSAL

BA-ANC100

This service includes only removal and disposal of the tray/tub.

Request a BA Ancillary Service Guide from a staff member for more information.

TRAY/TUB REMOVAL AND RETURN

BA-ANC110

This service includes the tray/tub removal and return to customer.

Extra care will be taken in the removal and storage of the tray/tub. It will also be packaged on pallets to allow transport on a tray or trailer. BA staff will also assist in loading the tray/tub.

Request a BA Ancillary Service Guide from a staff member for more information.

CANOPIES

HALF CANOPY

BA-MCS100 | PRE-ORDER NOW

- 765L x 885H x 1900W (mm)
- Strongflex Monocoque Body
- 2M - 2 M-Spec Module Bays
- Strongflex Gullwing doors
- Adjustable door height gas struts
- Genuine Eberhard® Compression Locks
- BA 3-Point Locking System
- Automotive Rubber Seals
- Double Return Seal Protection
- 5 Point Even Seal Compression
- Rubber Sealed Grade 8.8 Mounting Hardware

THREE QUARTER CANOPY

BA-MCS101 | PRE-ORDER NOW

- 1470L x 885H x 1900W (mm)
- Strongflex Monocoque Body
- 4M - 4 M-Spec Module Bays
- Strongflex Gullwing doors
- Adjustable door height gas struts
- Genuine Eberhard® Compression Locks
- BA 3-Point Locking System
- Automotive Rubber Seals
- Double Return Seal Protection
- 5 Point Even Seal Compression
- Rubber Sealed Grade 8.8 Mounting Hardware

FULL CANOPY DC

BA-MCS101 | MADE TO ORDER

- 1700L x 885H x 1900W (mm)
- Strongflex Monocoque Body
- 4.5M - 4.5 M-Spec Module Bays
- Strongflex Gullwing doors
- Adjustable door height gas struts
- Genuine Eberhard® Compression Locks
- BA 3-Point Locking System
- Automotive Rubber Seals
- Double Return Seal Protection
- 7 Point Even Seal Compression
- Rubber Sealed Grade 8.8 Mounting Hardware



M-SPEC COMPONENT CATALOGUE

3DR SERVICE BODY

BA-CSB100 |

- Monocoque 3 Door Canopy and Tray Platform
- Classic 3 Door Canopy Shell
- Heavy-duty Strongflex Internal Frame
- 2650 Litre Storage Capacity
- 2 Adjustable Towers
- Integrated Cable Routing
- Positive Pressure Ventilation
- 2 Strongflex Gullwing Doors
- 1 Strongflex Rear Door
- Adjustable Door Height Gas Struts
- Genuine Eberhard® Compression Lock
- BA 3-Point Locking System
- 7-point Even Seal Compression
- Automotive Rubber Seals
- Double Return Seal Protection
- M-Spec Flatbed Tray Platform
- BA Chassis Mounting System (CMS)
- M-spec Underbody Mounting System (UMS)
- HD 2pc Mudguards
- M1 Tail Lights & Number Plate Kit
 - Number Plate Bracket
 - LED Number Plate Light
 - Standard LED Tail Lights
 - Rear ADR Compliant Reflector

Finish Options:

- M-Spec Black PC Finish
- Commercial White PC Finish

TOOLBOXES

M-SPEC TYPE 10 TOOLBOX

BA-MB101

- 1700L x 885H (mm)
- Strongflex Monocoque Body
- 2MH - 2 Half Depth M-Spec Module Bays
- Type 10 Toolbox 2 Shelf Set
- Genuine Eberhard® Compression Locks
- BA 3-Point Locking System
- Automotive Rubber Seals
- Double Return Seal Protection
- 7 Point Even Seal Compression
- Low Profile Returns
- Strongflex Gullwing doors
- Adjustable door height gas struts
- Rubber Sealed Grade 8.8 Mounting Hardware

CANOPY MODULES

S5 HALF MODULE SHELF

BA-MCIS 05

- 340L x 650W (mm)
- Front and Rear Tie-Down Points
- Slotted Tower Mount Points
- Powder Coated in M-Spec Interior Silver

S10 FULL MODULE SHELF

BA-MCIS10

- 680L x 650W (mm)
- Front and Rear Tie-Down Points
- Slotted Tower Mount Points
- Powder Coated in M-Spec Interior Silver

110L UPRIGHT FRIDGE

BA-MCICRX110

- Dometic Waeco Coolmatic CRX110
- Aluminium Protective Enclosure
- Suits Standard Width M-Spec Module Bay
- Secure Base & Bracketry to Suit M-Spec Canopy
- M-spec Interior Silver PC Finish

D10 FRIDGE SLIDE BASE

BA-MCID10

- Suits up to a Clearview ES150
- Suits Standard Width M-Spec Module Bay
- M-spec Interior Silver PC Finish
- Fitting of Fridge Slide to Base
- Fitting to Canopy at our Boss Aluminium Facility



M-SPEC COMPONENT CATALOGUE

D20 FRIDGE SLIDE BASE

BA-MCID20

- Suits up to a Clearview ES220
- M-spec Interior Silver PC Finish
- Fitting of Fridge Slide to Base
- Fitting to Canopy at our Boss Aluminium Facility

Note: Does not suit standard width M-Spec Module Bay

CLEARVIEW ES150 DROP-DOWN FRIDGE SLIDE

BA-SCVMES150+

- Suits D10 Fridge Slide Base
- 290mm Drop Distance
- Heavy Duty Drawer Slides
- 180kg Weight Limit at Full Slide Extension

CLEARVIEW ES220 DROP-DOWN FRIDGE SLIDE

BA-SCVMES220+

- Suits D20 Fridge Slide Base
- 290mm Drop Distance
- Heavy Duty Drawer Slides
- 180kg Weight Limit at Full Slide Extension

COMPACT DROP KITCHEN

BA-MM1DK10

- Suits up to a Clearview ES200
- M-spec Interior Silver PC Finish
- Fitting of Fridge Slide to Base
- Fitting to BA Canopy at our Boss Aluminium Facility

T10 DRAWER SYSTEM

BA-MM1T100

- 93L Drawer - 770L x 525W x 230H (mm)
- Suits Standard Width M-Spec Module Bay
- Simple Yet Proven Slam Catch System
- Heavy Duty Drawer Slides
- Module Rooftop Shelf with Tie-Down Points
- M-Spec Interior Silver PC Finish

T15 DRAWER & TABLE SYSTEM

BA-MM1T110

- 2-Stage Drawer System - Drawer & Table
- 70L Drawer - 770L x 525W x 165H (mm)
- Table - 700L x 500W (mm)
- Table Flips to become a 20L Drawer
770L x 480W x 60H (mm)
- Suits Standard Width M-Spec Module Bay
- Simple Yet Proven Slam Catch System
- Heavy Duty Drawer Slides
- Module Rooftop Shelf with Tie-Down Points
- M-Spec Interior Silver PC Finish

POWERSERIES MODULES

POWERPACK

BA-PP10

The PowerPack is our entry level 12V power solution. A Narva fuse box is wired to the vehicle's existing battery and distributes power to 12 Volt Sockets, USB Power Outlets and 2 Korrr Dual Colour LED Strip Lights

- 12 Volt Power Socket
- Twin USB Outlet
- Fridge Power Outlet (Anderson Plug)
- 2x Hard Korrr Dimmable White/Amber LED Lights
- Narva 10-Way Fuse Box
- Wired to Vehicle (Anderson Plug Disconnect)

POWERCORE

BA-PC10

PowerCore is a self contained power unit designed for flexibility. PowerCore is a fabricated aluminium Half Module. The PowerCore can also operate independently from a vehicle with solar input or until the battery is fully discharged.

- PowerCore Aluminium Enclosure
- Built-in Charging Shelf/Battery Access
- M-Spec Interior Silver Finish
- Redarc BCDC 1225D
- 105Ah AGM Deep Cycle Battery
- 12 Volt Power Socket
- Twin USB Outlet
- Fridge Power Outlet (Anderson Plug)
- 2x Hard Korrr Dimmable White/Amber LED Lights
- 5x Auxilliary Switches
- Narva 10-Way Fuse Box
- Wired to Vehicle (Anderson Plug Disconnect)
- Solar Power Input (Anderson Plug)



M-SPEC COMPONENT CATALOGUE

POWERCORE LI

BA-PC10LI

PowerCore Li builds from the base PowerCore by including a 125Ah Enerdrive Lithium Smart Battery and a Redarc 1000W Pure Sine Inverter. The Li also upgrades the Battery Charger to a REDARC BCDC 1240D coupled with their Lithium Load Disconnect Isolator.

- PowerCore Aluminium Enclosure
- Built-in Charging Shelf/Battery Access
- M-Spec Interior Silver Finish
- Redarc BCDC 1240D
- Redarc LLD Smart Start Load Disconnect Isolator
- Enerdrive 125Ah B-Tec Lithium Battery
- Redarc 1000W Pure Sine Inverter
- 12 Volt Power Socket
- Twin USB Outlet
- Fridge Power Outlet (Anderson Plug)
- 2x Korr Dimmable White/Orange LED Lights
- 5x Auxilliary Switches
- Narva 10-Way Fuse Box
- Wired to Vehicle (Anderson Plug Disconnect)
- Solar Power Input (Anderson Plug)

POWERCORE X

BA-PC10X

The PowerCore X steps up to a 2000W Pure Sine Inverter and a 200Ah Lithium battery.

- PowerCore Aluminium Enclosure
- Built-in Charging Shelf/Battery Access
- M-Spec Interior Silver Finish
- Redarc BCDC 1240D
- Redarc LLD Smart Start Load Disconnect Isolator
- Enerdrive 200Ah B-Tec Lithium Battery
- Redarc 2000W Pure Sine Inverter
- 12 Volt Power Socket
- Twin USB Outlet
- Fridge Power Outlet (Anderson Plug)
- 2x Hard Korr Dimmable White/Amber LED Lights
- 5x Auxilliary Switches
- Narva 10-Way Fuse Box
- Wired to Vehicle (Anderson Plug Disconnect)
- Solar Power Input (Anderson Plug)

POWERBOSS

BA-PB10

PowerBoss is the ultimate in mobile power solutions. All systems are controlled and monitored with the RedVision Total Vehicle Management System. The RedVision connects with smartphones to enable in-cab and remote system control. The PowerBoss Gen 3 Vertical Aluminium Enclosure completely protects electrical components while offering easy access for maintenance and upgrades. The vertical design also minimises the enclosure's footprint inside the canopy to augment storage space. Make use of the PowerBoss' 125Ah of Lithium Power with a 12V fridge, canopy lighting, 2 12V sockets, 4 USB sockets and 1000W of Pure Sine 240V power, suited to sensitive electronic devices. The RedVision system can also be programmed to control and monitor electrical accessories such as water pumps, air compressors and work lights.

- PowerBoss Gen 3 Vertical Aluminium Enclosure
- M-Spec Interior Silver Finish
- Redarc RedVision TVMS
- Redarc BMS1230
- Redvision Control Panel Mount
- Enerdrive 125Ah B-Tec Lithium Battery
- Redarc 1000W Pure Sine Inverter (Fuse Protected)
- 2x 12 Volt Socket
- 2x Twin USB Sockets
- Fridge Power Outlet (Anderson Plug)
- 2x Hard Korr Dimmable White/Amber LED Lights
- Wired to Vehicle (Anderson Plug Disconnect)
- Solar Power Input (Anderson Plug)

POWERBOSS X OFF GRID

BA-PB10X

The PowerBoss X Off Grid brings to the table a level of electrical self sufficiency that allows mobile living without compromise.

- PowerBoss Gen 3 Vertical Aluminium Enclosure
- M-Spec Interior Silver Finish
- Redarc RedVision TVMS
- Redarc BMS1230
- Redvision Control Panel Mount
- Enerdrive 200Ah B-Tec Lithium Battery
- Redarc 150W Solar Panel
- Redarc 2000W Pure Sine Inverter (Fuse Protected)
- 4x 12 Volt Socket
- 2x Twin USB Sockets
- Fridge Power Outlet (Anderson Plug)
- 4x Hard Korr Dimmable White/Amber LED Lights
- Wired to Vehicle (Anderson Plug Disconnect)
- Solar Power Input (Anderson Plug)



M-SPEC COMPONENT CATALOGUE

CANOPY ACCESSORIES

CANOPY SPARE WHEEL MOUNT

BA-ASM100

- Features Strongflex Technology
- Cad Designed and Cnc Profile Cut Components
- Hybrid Steel/Aluminium Construction
- Suits Up to 35in Tyres
- Suits Various Wheel Offsets
- Clamp Kit
 - 20mm Stainless Steel Shaft
 - M20 Stainless Steel Wing Nut
 - R-clip Set
 - Padlock Compatible
 - Cnc Machined Alloy Clamping Plate
- M-spec Black PC Finish

Only suits applications where wheels are supported by tray deck.

Clamping plates are custom machined to fit individual rims.

A staff member is required to evaluate the vehicle's rims to commence an order.

FOLD-DOWN LADDER

BA-MCL200

- Folded 4mm Aluminium Assembly
- CNC Machined Nylon Hinge Washers
- 2 Over Centre Catches Lock Second Stage of Ladder in Place
- Solid Standing Platform
- Integrated Lashing Points
- M-Spec Black PC Finish

REAR JERRY CAN MOUNT

BA-AJC100

- Integrated Tie-Down Points
- M-Spec Black PC Finish
- Exclusively TIG Welded

RHINO RACK PIONEER PLATFORM

BA-MCRR16

- Rhino Rack Pioneer Platform 1528L X 1376W (mm)
- M-spec Canopy Roof Rail Mounts

BA TRADE ROOF RACK 2600L

BA-MCRT1026

- 2600L X 1450W (mm)
- 50mm Marine Aluminium Tube
- 1350mm Usable Width
- 140mm High Side Rails
- Exclusively TIG Welded Construction
- Rubber Sealed Mounting Hardware

CENTRAL LOCKING 2DR + MODULE

BA-PL20M

- Control Module
- 2 Door Actuators
(Suit Eberhard® Compression Lock)
- Wired to Vehicle/Second Battery
(Anderson Plug Disconnect if required)

CENTRAL LOCKING ADDITIONAL 2DR

BA-PL20

- 2 Door Actuators
(Suit Eberhard® Compression Lock)
- Wired to Control Module

2PAC CANOPY DOORS

BA-KT01

- Colour Match to Vehicle or Custom Paint Code
- Professional Surface Preparation
- Multicoat 2PAC Paint Process
- Bake Dry